

Fast hybrid tempered ensemble transform filter formulation for Bayesian elliptical problems via Sinkhorn approximation

Sangeetika Ruchi¹, Svetlana Dubinkina¹, and Jana de Wiljes²

¹Centrum Wiskunde & Informatica, P.O. Box 94079, 1098 XG Amsterdam, The Netherlands

²University of Potsdam, Karl-Liebknecht-Str. 24/25, D-14476, Potsdam, Germany

Correspondence: Jana de Wiljes (wiljes@uni-potsdam.de)

Abstract. Identification of unknown parameters on the basis of partial and noisy data is a challenging task in particular in high-dimensional and nonlinear settings. Gaussian approximations to the problem, such as ensemble Kalman inversion, tend to be robust, computationally cheap and often produce astonishingly accurate estimations despite the simplifying underlying assumptions. Yet there is a lot of room for improvement specifically regarding a correct approximation of a non-Gaussian posterior distribution. The tempered ensemble transform particle filter is an adaptive sequential Monte Carlo method, where resampling is based on optimal transport mapping. Unlike ensemble Kalman inversion it does not require any assumptions regarding the posterior distribution and hence has shown to provide promising results for nonlinear non-Gaussian inverse problems. However, the improved accuracy comes with the price of much higher computational complexity and the method is not as robust as the ensemble Kalman inversion in high-dimensional problems. In this work, we add an entropy-inspired regularisation factor to the underlying optimal transport problem that allows to considerably reduce the high computational cost via Sinkhorn iterations. Further, the robustness of the method is increased via an ensemble Kalman inversion proposal step before each update of the samples, which is also referred to as hybrid approach. The promising performance of the introduced method is numerically verified by testing it on a steady-state single-phase Darcy flow model with two different permeability configurations. The results are compared to the output of ensemble Kalman inversion, and Markov Chain Monte Carlo methods results are computed as a benchmark.

1 Introduction

If a solution of a considered partial differential equations (PDE) is highly-sensitive to its parameters, accurate estimation of the parameters and their uncertainties is essential to obtain a correct approximation of the solution. Partial observations of the solution are then used to infer uncertain parameters by solving a PDE-constrained inverse problem. For instance one can approach such problems via methods induced by Bayes's formula (Stuart, 2010). More specifically the posterior probability density of the parameters given the data, is then computed on the basis of a prior probability density and a likelihood which is the conditional probability density associated with the given noisy observations. Well-posedness of an inverse problem and convergence to the true posterior in the limit of observational noise going to zero was proven for different priors and under assumptions on the parameter-to-observation map by Dashti and Stuart (2017), for example.

25 When aiming at practical applications as in oil reservoir management (Lorentzen et al., 2020) and meteorology (Houtekamer and Zhang, 2016) for example, the posterior is approximated by means of a finite set of samples. Markov chain Monte Carlo (MCMC) methods approximate the posterior with a chain of samples—a sequential update of samples according to the posterior (Robert and Casella, 2004; Rosenthal, 2009; Hoang et al., 2013). Typically, MCMC methods provide highly-correlated samples. Therefore, in order to sample the posterior correctly MCMC requires a long chain, especially in the case of a multi-modal or a peaked distribution. A peaked posterior is associated with very accurate observations. Therefore, unless a speed up is introduced in a MCMC chain (e.g., Cotter et al., 2013), MCMC is impractical for computationally expensive PDE models.

Adaptive Sequential Monte Carlo (SMC) methods are different approaches to approximate the posterior with an *ensemble* of samples by computing their probability (e.g, Vergé et al., 2015). Adaptive intermediate probability measures are introduced between the prior measure and the posterior measure to improve upon method divergence due to the curse of dimensionality following Del Moral et al. (2006); Neal (2001). Moreover, sampling from an invariant Markov kernel with the target intermediate measure and the reference prior measure improves upon ensemble diversity due to parameters stationarity as shown by Beskos et al. (2015). However, when parameter space is high-dimensional, adaptive SMC requires computationally prohibitive ensemble sizes unless we approximate only the first two moments (e.g., Iglesias et al., 2018) or we sample highly-correlated samples (Ruchi et al., 2019).

40 The ensemble Kalman inversion (EKI) approximates primarily the first two moments of the posterior, which makes it computationally attractive for estimating high-dimensional parameters (Iglesias et al., 2014). For linear problems, Blömker et al. (2019) showed well-posedness and convergence of the EKI for a fixed ensemble size and without any assumptions of Gaussianity. However for nonlinear problems, it has been shown by Oliver et al. (1996); Bardsley et al. (2014); Ernst et al. (2015); Liu et al. (2017); Gland et al. (2011) that the EKI approximation is not consistent with the Bayesian approximation.

45 We note that the EKI is an iterative ensemble smoother (Evensen, 2018). Iterative ensemble smoothers for inverse problems introduce a trivial artificial dynamics to the unknown static parameter and iteratively update an estimation of the parameter. Then the parameter-dependent model variables are recomputed using a forward model with a parameter estimation. Examples of iterative ensemble smoothers are Ensemble Randomized Maximum Likelihood (Chen and Oliver, 2012), Multiple Data Assimilation (Emerick and Reynolds, 2013), and Randomize-Then-Optimize (Bardsley et al., 2014).

50 As an alternative ansatz one can employ optimal transport resampling that lies at the heart of the ensemble transform particle filter (ETPF) proposed by Reich (2013). An optimal transport map between two consecutive probability measures provides a direct sample-to-sample map with maximized sample correlation. Along the lines of an adaptive SMC approach a probability measure is described via the importance weights and the deterministic mapping replaces the traditional resampling step. A so-called tempered ensemble transform particle filter (TETPF) was proposed by Ruchi et al. (2019). Note that this ansatz does not require any distributional assumption for the posterior and it was shown by Ruchi et al. (2019) that the TETPF provides encouraging results for nonlinear high-dimensional PDE-constrained inverse problems. However, the computational cost of solving an optimal transport problem in each iteration is considerably high.

In this work we address two issues arisen in the context of the TETPF: (i) the immense computational costs of solving the associated optimal transport problem and (ii) the lack of robustness of the TETPF with respect to high-dimensional problems.

60 More specifically, the performance of ETPF has been found to be highly-dependent on the initial guess. Although tempering
restrains any sharp fail in the importance sampling step due to a poor initial ensemble selection, the number of required
intermediate steps and the efficiency of ETPF still depends on the initialisation. The lack of robustness in high dimensions
can be addressed via a hybrid approach that combines a Gaussian approximation with a particle filter approximation (e.g.,
Santitissadeekorn and Jones, 2015). Different algorithms are created by Frei and Künsch (2013); Stordal et al. (2011), for
65 example. In this paper, we adapt a hybrid approach of Chustagulprom et al. (2016) that uses the EKI as a proposal step for
the ETPF with a tuning parameter. Furthermore, it is well established that the computational complexity of solving an optimal
transport problem can be significantly reduced via a Sinkhorn approximation by Cuturi (2013). This ansatz has been been
implemented for the ETPF by Acevedo et al. (2017).

Along the lines of Chustagulprom et al. (2016); de Wiljes et al. (2020), we propose a tempered ensemble transform particle
70 filter with Sinkhorn approximation (TESPF) and a tempered hybrid approach.

The remainder of the manuscript is organised as follows: in Sect. 2, the inverse problem setting is presented. There we de-
scribe the tempered ensemble transform particle filter (TETPF) proposed by Ruchi et al. (2019). Furthermore, we introduce the
tempered ensemble transform particle filter with Sinkhorn approximation (TESPF), a tempered hybrid approach that combines
the EKI and the TETPF (hybrid EKI-TETPF), and a tempered hybrid approach that combines the EKI and the TESPF (hybrid
75 EKI-TESPF). We discuss computational complexities of all the presented techniques and provide corresponding pseudocodes
in Appendix A. In Sect. 3, we apply the adaptive SMC methods to an inverse problem of inferring high-dimensional permeabil-
ity parameters for a steady-state single-phase Darcy flow model. Permeability is parameterized following Ruchi et al. (2019),
where one configuration of parametrization leads to Gaussian posteriors, while another one leads to non-Gaussian posteriors.
Finally, we draw conclusions in Sect. 4.

80 2 Bayesian inverse problem

We assume $\mathbf{u} \in \tilde{\mathcal{U}} \subset \mathbb{R}^n$ is a random variable that is related to partially observable quantities $\mathbf{y} \in \mathcal{Y} \subset \mathbb{R}^k$ by a nonlinear
forward operator $G : \tilde{\mathcal{U}} \rightarrow \mathcal{Y}$, namely

$$\mathbf{y} = G(\mathbf{u}).$$

Further $\mathbf{y}_{\text{obs}} \in \mathcal{Y}$ denotes a noisy observation of \mathbf{y} , i.e.,

$$85 \quad \mathbf{y}_{\text{obs}} = \mathbf{y} + \boldsymbol{\eta}$$

where $\boldsymbol{\eta} \sim \mathcal{N}(\mathbf{0}, \mathbf{R})$ and $\mathcal{N}(\mathbf{0}, \mathbf{R})$ is a Gaussian distribution with zero mean and \mathbf{R} covariance matrix. The aim is to determine or
approximate the posterior measure $\mu(\mathbf{u})$ conditioned on observations \mathbf{y}_{obs} and given a prior measure $\mu_0(\mathbf{u})$, which is referred
to as Bayesian inverse problem. The posterior measure is absolutely continuous with respect to the prior, i.e.,

$$\frac{d\mu}{d\mu_0}(\mathbf{u}) \propto g(\mathbf{u}; \mathbf{y}_{\text{obs}}), \tag{1}$$

90 where \propto is up to a constant of normalisation and g is referred to as the likelihood and depends on the forward operator G . The Gaussian observation noise of the observation \mathbf{y}_{obs} implies

$$g(\mathbf{u}; \mathbf{y}_{\text{obs}}) = \exp \left[-\frac{1}{2} (G(\mathbf{u}) - \mathbf{y}_{\text{obs}})' \mathbf{R}^{-1} (G(\mathbf{u}) - \mathbf{y}_{\text{obs}}) \right], \quad (2)$$

where $'$ denotes the transpose. In the following we will introduce a range of methods that can be employed to estimate solutions to the presented inverse problem under the overarching mantle of tempered Sequential Monte Carlo filters. Alongside these
 95 methods we will also propose several important add-on tools required to achieve feasibility and higher accuracy in high-dimensional nonlinear settings.

2.1 Tempered Sequential Monte Carlo

We consider sequential Monte Carlo (SMC) methods that approximate the posterior measure $\mu(\mathbf{u})$ via an empirical measure

$$\mu^M(\mathbf{u}) = \sum_{i=1}^M w_i \delta_{\mathbf{u}_i}(\mathbf{u}).$$

100 Here δ is the Dirac function, and the importance weights for the approximation of μ are

$$w_i = \frac{g(\mathbf{u}_i; \mathbf{y}_{\text{obs}})}{\sum_{j=1}^M g(\mathbf{u}_j; \mathbf{y}_{\text{obs}})}.$$

An ensemble $\mathcal{U} = \{\mathbf{u}_1, \dots, \mathbf{u}_M\} \subset \tilde{\mathcal{U}}$ consists of M realizations $\mathbf{u}_i \in \mathbb{R}^n$ of a random variable \mathbf{u} that are independent and identically distributed according to $\mathbf{u}_i \sim \mu_0$.

When an easy-to-sample ensemble from the prior μ_0 does not approximate the complex posterior μ well, only a few weights
 105 w_i have significant value resulting in a degenerative approximation of the posterior measure. Potential reasons for this effect are high dimensionality of the uncertain parameter, large number of observations, or lack of accuracy of the observations. An existing solution to a degenerative approximation is an iterative approach based on tempering by Del Moral et al. (2006) or annealing by Neal (2001). The underlying idea is to introduce T intermediate artificial measures $\{\mu_t\}_{t=0}^T$ between μ_0 and $\mu_T = \mu$. These measures are bridged by introducing T tempering parameters $\{\phi_t\}_{t=1}^T$ that satisfy $0 = \phi_0 < \phi_1 < \dots < \phi_T = 1$.
 110 An intermediate measure μ_t is defined as a probability measure that has density proportional to $g(\mathbf{u})$ with respect to the previous measure μ_{t-1}

$$\frac{d\mu_t}{d\mu_{t-1}}(\mathbf{u}) \propto g(\mathbf{u}; \mathbf{y}_{\text{obs}})^{(\phi_t - \phi_{t-1})}.$$

Along the lines of Iglesias (2016) the tempering parameter ϕ_t is chosen such that effective ensemble size (ESS)

$$\text{ESS}_t(\phi) = \frac{\left(\sum_{i=1}^M w_{t,i} \right)^2}{\sum_{i=1}^M w_{t,i}^2}$$

115 with

$$w_{t,i} = \frac{g(\mathbf{u}_{t-1,i}; \mathbf{y}_{\text{obs}})^{(\phi_t - \phi_{t-1})}}{\sum_{j=1}^M g(\mathbf{u}_{t-1,j}; \mathbf{y}_{\text{obs}})^{(\phi_t - \phi_{t-1})}}, \quad (3)$$

does not drop below a certain threshold $1 < M_{\text{thresh}} < M$. Then an approximation of the posterior measure μ_t is

$$\mu_t^M(\mathbf{u}) = \sum_{i=1}^M w_{t,i} \delta_{\mathbf{u}_{t-1,i}}(\mathbf{u}). \quad (4)$$

A bisection algorithm on the interval $(\phi_{t-1}, 1]$ is employed to find ϕ_t . If $\text{ESS}_t > M_{\text{thresh}}$ we set $\phi_t = 1$ which implies that no
120 further tempering is required.

The choice of ESS to define a tempering parameter is supported by results of Beskos et al. (2014) on stability of a tempered SMC method in terms of ESS. Moreover, for a Gaussian probability density approximated by importance sampling, Agapiou et al. (2017) showed that ESS is related to the second moment of the Radon-Nikodym derivative Eq. (1).

SMC method with importance sampling Eq. (4) does not change the sample $\{\mathbf{u}_{t-1,i}\}_{i=1}^M$, which leads to the method collapse
125 due to a finite ensemble size. Therefore each tempering iteration t needs to be supplied with resampling. Resampling provides a new ensemble $\{\tilde{\mathbf{u}}_{t,i}\}_{i=1}^M$ that approximates the measure μ_t . We will discuss different resampling techniques in Sect. 2.3.

2.2 Mutation

Due to stationarity of the parameters SMC methods require ensemble perturbation. In the framework of particle filtering for
130 dynamical systems, ensemble perturbation is achieved by rejuvenation, when ensemble members of the posterior measure are perturbed with a random noise sampled from a Gaussian distribution with zero mean and a covariance matrix of the prior measure. The covariance matrix of the ensemble is inflated and no acceptance step is performed due to the associated high computational costs for a dynamical system.

Since we consider a static inverse problem, for ensemble perturbation we employ a Metropolis–Hastings method (thus we
mutate samples) but with a proposal that speeds up MCMC method for estimating a high-dimensional parameter. Namely, we
135 use ensemble mutation of Cotter et al. (2013) with the target measure μ_t and the reference measure μ_0 . The mutation phase is initialized at $\mathbf{v}_{0,i} = \tilde{\mathbf{u}}_{t,i}$, and at the final inner iteration τ_{max} we assign $\mathbf{u}_{t,i} = \mathbf{v}_{\tau_{\text{max}},i}$ for $i = 1, \dots, M$.

For a Gaussian prior we use the preconditioned Crank-Nicolson MCMC (pcn-MCMC) method

$$\mathbf{v}_i^{\text{prop}} = \sqrt{1 - \theta^2} \mathbf{v}_{\tau,i} + (1 - \sqrt{1 - \theta^2}) \mathbf{m} + \theta \boldsymbol{\xi}_{\tau,i} \quad \text{for } i = 1, \dots, M. \quad (5)$$

Here \mathbf{m} is the mean of the Gaussian prior measure μ_0 and $\{\boldsymbol{\xi}_{\tau,i}\}_{i=1}^M$ are from a Gaussian distribution with zero mean and a
140 covariance matrix of the Gaussian prior measure μ_0 .

For a uniform prior $U[a, b]$ we use the following random walk

$$\mathbf{v}_i^{\text{prop}} = \mathbf{v}_{\tau,i} + \boldsymbol{\xi}_{\tau,i} \quad i = 1, \dots, M. \quad (6)$$

Here $\{\boldsymbol{\xi}_{\tau,i}\}_{i=1}^M \sim U[a - b, b - a]$ and $\{\mathbf{v}_i^{\text{prop}}\}_{i=1}^M$ are projected onto the $[a, b]$ interval if necessary. Then the ensemble at the
inner iteration $\tau + 1$ is

$$145 \quad \mathbf{v}_{\tau+1,i} = \mathbf{v}_i^{\text{prop}} \quad \text{with the probability } \rho(\mathbf{v}_i^{\text{prop}}, \mathbf{u}_{t-1,i}) \quad \text{for } i = 1, \dots, M; \quad (7)$$

$$\mathbf{v}_{\tau+1,i} = \mathbf{v}_{\tau,i} \quad \text{with the probability } 1 - \rho(\mathbf{v}_i^{\text{prop}}, \mathbf{u}_{t-1,i}) \quad \text{for } i = 1, \dots, M. \quad (8)$$

Here $\mathbf{v}_i^{\text{prop}}$ is from Eq. (5) for the Gaussian measure and from Eq. (6) for the uniform measure, and

$$\rho(\mathbf{v}_i^{\text{prop}}, \mathbf{u}_{t-1,i}) = \min \left\{ 1, \frac{g(\mathbf{v}_i^{\text{prop}}; \mathbf{y}_{\text{obs}})^{\phi_t}}{g(\mathbf{u}_{t-1,i}; \mathbf{y}_{\text{obs}})^{\phi_t}} \right\}.$$

The scalar $\theta \in (0, 1]$ in Eq. (5) controls the performance of the Markov chain. Small values of θ lead to high acceptance rates but poor mixing. Roberts and Rosenthal (2001) showed that for high-dimensional problems it is optimal to choose θ such that the acceptance rate is in between 20 % and 30 % by the last tempering iteration T . Cotter et al. (2013) proved that under some assumptions this mutation produces a Markov kernel with an invariant measure μ_t .

Computational complexity. In each tempering iteration t the computational complexity of the pcn-MCMC mutation is $\mathcal{O}(\tau_{\max} MC)$, where \mathcal{C} is the computational cost of the forward model G . For the pseudocode of the pcn-MCMC mutation please refer to the Algorithm 1 in Appendix A. Note that the computational complexity is not affected by the length of \mathbf{u} which is a very desirable property in high dimensions as shown by Cotter et al. (2013) and Hairer et al. (2014).

2.3 Resampling phase

As we have already mentioned in Sect. 2.1, an adaptive SMC method with importance sampling needs to be supplied with resampling at each tempering iteration t . We consider a resampling method based on optimal transport mapping proposed by Reich (2013).

2.3.1 Optimal transformation

The origin of the optimal transport theory lies in finding an optimal way of redistributing mass which was first formulated by Monge (1781). Given a distribution of matter, e.g., a pile of sand, the underlying question is how to reshape the matter into another form such that the work done is minimal. A century and a half later the original problem was rewritten by Kantorovich (1942) in a statistical framework that allowed to tackle it. Due to these contributions it was later named the Monge-Kantorovich minimization problem. The reader is also referred to Peyré and Cuturi (2019) for a comprehensible overview.

Let us consider a scenario where the initial distribution of matter is represented by a probability measure μ on the measurable space \mathcal{U} , that has to be moved and rearranged according to a given new distribution ν , defined on the measurable space $\tilde{\mathcal{U}}$. In order to describe the link between the two probability measures μ and ν and to minimize a predefined cost associated with the transportation one aims to find a joint measure on $\mathcal{U} \times \tilde{\mathcal{U}}$ that is a solution to

$$\inf \left\{ \int_{\mathcal{U} \times \tilde{\mathcal{U}}} c(\mathbf{u}, \tilde{\mathbf{u}}) d\omega(\mathbf{u}, \tilde{\mathbf{u}}) : \omega \in \Pi(\mu, \nu) \right\}, \quad (9)$$

where the minimum is computed over all joint probability measures ω on $\mathcal{U} \times \tilde{\mathcal{U}}$, denoted $\Pi(\mu, \nu)$, with marginals μ and ν , and $c(\mathbf{u}, \tilde{\mathbf{u}})$ is a transport cost function on $(\mathbf{u}, \tilde{\mathbf{u}}) \in \mathcal{U} \times \tilde{\mathcal{U}}$. The joint measures achieving the infimum are called optimal transport plans.

Let μ and ν be two measures on a measurable space (Ω, \mathcal{F}) such that μ is the law of random variable $U: \Omega \rightarrow \mathcal{U}$ and ν is the law of random variable $\tilde{U}: \Omega \rightarrow \tilde{\mathcal{U}}$. Then a coupling of (μ, ν) consists of a pair (U, \tilde{U}) . Note that couplings always exist,

an example is the trivial coupling in which the random variables U and \tilde{U} are independent. A coupling is called deterministic if there exists a measurable function $\Psi_M: \mathcal{U} \rightarrow \tilde{\mathcal{U}}$ such that $\tilde{U} = \Psi_M(U)$ and Ψ_M is called transport map. Unlike general couplings, deterministic couplings do not always exist. On the other hand there may be infinitely many deterministic couplings.

180 One famous variant of Eq. (9), where the optimal coupling is known to be a deterministic coupling, is given by

$$\omega^* = \operatorname{arg\,inf} \left\{ \int_{\mathcal{U} \times \tilde{\mathcal{U}}} \|\mathbf{u} - \tilde{\mathbf{u}}\|^2 d\omega(\mathbf{u}, \tilde{\mathbf{u}}) : \omega \in \Pi(\mu, \nu) \right\}. \quad (10)$$

The aim of the resampling step is to obtain equally probable samples. Therefore, in resampling based on optimal transport of Reich (2013), the Monge-Kantorovich minimization problem Eq. (10) is considered for the current posterior measure $\mu_t^M(\mathbf{u})$ given by its samples approximation Eq. (4) and a uniform measure (here the weights in the sample approximation are set to
185 $1/M$). The discretized objective functional of the associate optimal transport problem is given by

$$J(\mathbf{S}) := \sum_{i,j=1}^M s_{ij} \|\mathbf{u}_{t-1,i} - \mathbf{u}_{t-1,j}\|^2$$

subject to $s_{ij} > 0$ and constraints

$$\sum_{i=1}^M s_{ij} = \frac{1}{M}, \quad j = 1, \dots, M; \quad \sum_{j=1}^M s_{ij} = w_{t,i}, \quad i = 1, \dots, M,$$

where matrix \mathbf{S} describes a joint probability measure under the assumption that the state space is finite. Then samples $\{\tilde{\mathbf{u}}_{t,i}\}_{i=1}^M$
190 are obtained by a deterministic linear transform, i.e.,

$$\tilde{\mathbf{u}}_{t,j} := M \sum_{i=1}^M \mathbf{u}_{t-1,i} s_{ij} \quad \text{for } j = 1, \dots, M. \quad (11)$$

Reich (2013) showed weak convergence of the deterministic optimal transformation Eq. (11) to a solution of the Monge-Kantorovich problem Eq. (9) as $M \rightarrow \infty$.

Computational complexity. The computational complexity of solving the optimal transport problem with an efficient earth
195 mover distance algorithm such as FastEMD of Pele and Werman (2009) is of order $\mathcal{O}(M^3 \log M)$. Consequently the computational complexity of the adaptive tempering SMC with optimal transport resampling (TETPF) is $\mathcal{O}[T(M\mathcal{C} + M^3 \log M + \tau_{\max} M\mathcal{C})]$, where T is the number of tempering iterations, τ_{\max} is the number of pcn-MCMC inner iterations, and \mathcal{C} is computational cost of a forward model G . For the pseudocode of the TETPF please refer to the Algorithm 2 in Appendix A.

2.3.2 Sinkhorn approximation

200 As discussed above solving the optimal transport problem has a computational complexity of $\mathcal{O} = M^3 \log(M)$ in every iteration of the tempering procedure. Thus the TETPF becomes very expensive for large M . On the other hand an increase in the number of samples directly correlates with an improved accuracy of the estimation. In order to allow for as many samples as possible one needs to reduce the associate computational cost of the optimal transport problem. This can be achieved by

replacing the optimal transport distance with a Sinkhorn distance and subsequently exploiting the new structure to elude the
 205 immense computational time of the EMD solver as shown by Cuturi (2013). More precisely the ansatz is built on the fact that
 the original transport problem has a natural entropic bound that is obtained for $\mathbf{S} = [\frac{1}{M}\mathbf{I}_M\mathbf{w}^\top]$ where $\mathbf{w} = [w_1, \dots, w_M]$ and
 $\mathbf{I}_M = [1, \dots, 1] \in \mathbb{R}^M$ which constitutes an independent joint probability. Therefore, one can consider the problem of finding
 a matrix $\mathbf{S} \in \mathbb{R}^{M \times M}$ that is constrained by an additional lower entropic bound (Sinkhorn distance). This additional constraint
 can be incorporated via a Lagrange multiplier, which leads to the above regularised form, i.e.,

$$210 \quad J_{\text{SH}}(\mathbf{S}) = \sum_{i,j=1}^M \left\{ s_{ij} \|\mathbf{u}_{t-1,i} - \mathbf{u}_{t-1,j}\|^2 + \frac{1}{\alpha} s_{ij} \log s_{ij} \right\} \quad (12)$$

where $\alpha > 0$. Due to additional smoothness the minimum of Eq. (12) can be unique and has the form

$$\mathbf{S}^\alpha = \mathbf{diag}(\mathbf{b}) \exp(-\alpha \mathbf{Z}) \mathbf{diag}(\mathbf{a})$$

where \mathbf{Z} is matrix with entries $z_{ij} = \|\mathbf{u}_{t-1,i} - \mathbf{u}_{t-1,j}\|^2$ and \mathbf{b} and \mathbf{a} non-negative vectors determined by employing Sinkhorn's
 fixpoint iteration described by Sinkhorn (1967). We will refer to this approach as tempered ensemble Sinkhorn particle filter
 215 (TESPF).

Computational complexity. Solving this regularise optimal transport problems rather than original transport problem given
 in Eq. (9) reduces the complexity to $\mathcal{O}(M^2 C(\alpha))$ where $C(\alpha)$ denotes a computational scaling factor that depends on the
 choice of the regularisation factor α . In particular $C(\alpha)$ grows with α . Therefore, one needs to balance between reducing
 computational time and finding a reasonable approximate solution of the original transport problem when choosing a value for
 220 α . For the pseudocode of the Sinkhorn adaptation of solving the optimal transport problem please refer to the Algorithm 3 in
 Appendix A. For the pseudocode of the TESPf please refer to the Algorithm 4 in Appendix A.

2.4 Ensemble Kalman Inversion

For Bayesian inverse problems with Gaussian measures, the ensemble Kalman inversion (EKI) is one of the widely used
 algorithms. The EKI is an adaptive SMC method that approximates primarily the first two statistical moments of a posterior
 225 distribution. For a linear forward model, the EKI is optimal in a sense it minimizes the error in the mean (Blömker et al., 2019).
 For a nonlinear forward model, the EKI still provides a good estimation of the posterior (e.g., Iglesias et al., 2018). Here we
 consider the EKI method of Iglesias et al. (2018), since it is based on the tempering approach.

The intermediate measures $\{\mu_t\}_{t=0}^T$ are approximated by Gaussian distributed variables with empirical mean \mathbf{m}_t and em-
 pirical variance \mathbf{C}_t . Empirical mean \mathbf{m}_{t-1} and empirical covariance \mathbf{C}_{t-1} are defined in terms of $\{\mathbf{u}_{t-1,i}\}_{i=1}^M$ as following

$$230 \quad \mathbf{m}_{t-1} = \frac{1}{M} \sum_{i=1}^M \mathbf{u}_{t-1,i}, \quad \mathbf{C}_{t-1} = \frac{1}{M-1} \sum_{i=1}^M (\mathbf{u}_{t-1,i} - \mathbf{m}_{t-1}) \otimes (\mathbf{u}_{t-1,i} - \mathbf{m}_{t-1}),$$

where \otimes denotes Kroneker product. Then the mean and the covariance are updated as

$$\mathbf{m}_t = \mathbf{m}_{t-1} + \mathbf{C}_{t-1}^{\text{uG}} (\mathbf{C}_{t-1}^{\text{GG}} + \Delta_t \mathbf{R})^{-1} (\mathbf{y}_{\text{obs}} - \bar{\mathbf{G}}_{t-1}) \quad \text{and} \quad \mathbf{C}_t = \mathbf{C}_{t-1} - \mathbf{C}_{t-1}^{\text{uG}} (\mathbf{C}_{t-1}^{\text{GG}} + \Delta_t \mathbf{R})^{-1} (\mathbf{C}_{t-1}^{\text{uG}})',$$

respectively. Here \prime denotes the transpose,

$$\begin{aligned} \mathbf{C}_{t-1}^{\text{uG}} &= \frac{1}{M-1} \sum_{i=1}^M (\mathbf{u}_{t-1,i} - \mathbf{m}_{t-1}) \otimes (G(\mathbf{u}_{t-1,i}) - \overline{\mathbf{G}}_{t-1}), & \mathbf{C}_{t-1}^{\text{GG}} &= \frac{1}{M-1} \sum_{i=1}^M [G(\mathbf{u}_{t-1,i}) - \overline{\mathbf{G}}_{t-1}] \otimes [G(\mathbf{u}_{t-1,i}) - \overline{\mathbf{G}}_{t-1}], \\ \overline{\mathbf{G}}_{t-1} &= \frac{1}{M} \sum_{i=1}^M G(\mathbf{u}_{t-1,i}), & \text{and} & \quad \Delta_t = \frac{1}{\phi_t - \phi_{t-1}}. \end{aligned}$$

We recall that the nonlinear forward problem is $\mathbf{y} = G(\mathbf{u})$, the observation \mathbf{y}_{obs} has a Gaussian observation noise with zero mean and the covariance matrix \mathbf{R} , and ϕ_t is a temperature associated with the measure μ_t .

Since we are interested in an ensemble approximation of the posterior distribution, we update the ensemble members by

$$240 \quad \tilde{\mathbf{u}}_{t,i} = \mathbf{u}_{t-1,i} + \mathbf{C}_{t-1}^{\text{uG}} (\mathbf{C}_{t-1}^{\text{GG}} + \Delta_t \mathbf{R})^{-1} [\mathbf{y}_{t,i} - G(\mathbf{u}_{t-1,i})] \quad \text{for } i = 1, \dots, M. \quad (13)$$

Here $\mathbf{y}_{t,i} = \mathbf{y}_{\text{obs}} + \boldsymbol{\eta}_{t,i}$ and $\boldsymbol{\eta}_{t,i} \sim \mathcal{N}(\mathbf{0}, \Delta_t \mathbf{R})$ for $i = 1, \dots, M$.

Computational complexity. The computational complexity of solving Eq. (13) is $\mathcal{O}(\kappa^2 n)$, where n is the parameter space dimension, and κ is the observation space dimension. Then the computational complexity of the EKI is $\mathcal{O}[T(M\mathcal{C} + \kappa^2 n + \tau_{\text{max}} M\mathcal{C})]$, where T is the number of tempering iterations, τ_{max} is the number of pcn-MCMC inner iterations, and \mathcal{C} is computational cost of a forward model G . For the pseudocode of the EKI method please refer to the Algorithm 5 in Appendix A.

2.5 Hybrid

Despite the underlying Gaussian assumption the EKI is remarkably robust in nonlinear high-dimensional settings opposed to consistent SMC methods such as the TET(S)PF. For many nonlinear problems it is desirable to have better uncertainty estimates while maintaining a level of robustness. This can be achieved by factorising the likelihood given by Eq. (2), e.g,

$$250 \quad g(\mathbf{u}; \mathbf{y}_{\text{obs}}) = g_1(\mathbf{u}; \mathbf{y}_{\text{obs}}) \cdot g_2(\mathbf{u}; \mathbf{y}_{\text{obs}}),$$

where

$$g_1(\mathbf{u}; \mathbf{y}_{\text{obs}}) = g(\mathbf{u}; \mathbf{y}_{\text{obs}})^\beta = \exp \left[-\frac{1}{2} (G(\mathbf{u}) - \mathbf{y}_{\text{obs}})' (\beta \mathbf{R})^{-1} (G(\mathbf{u}) - \mathbf{y}_{\text{obs}}) \right] \quad (14)$$

and

$$g_2(\mathbf{u}; \mathbf{y}_{\text{obs}}) = g(\mathbf{u}; \mathbf{y}_{\text{obs}})^{(1-\beta)} = \exp \left[-\frac{1}{2} (G(\mathbf{u}) - \mathbf{y}_{\text{obs}})' [(1-\beta) \mathbf{R}]^{-1} (G(\mathbf{u}) - \mathbf{y}_{\text{obs}}) \right]. \quad (15)$$

255 Then it is possible to alternate between methods with complementing properties such as the EKI and the TET(S)PF updates e.g., likelihood

$$\exp \left[-\frac{\beta}{2} (G(\mathbf{u}) - \mathbf{y}_{\text{obs}})' \mathbf{R}^{-1} (G(\mathbf{u}) - \mathbf{y}_{\text{obs}}) \right]^{(\phi_t - \phi_{t-1})}$$

is used for an EKI update followed by an update with a TET(S)PF on the basis of

$$\exp \left[-\frac{(1-\beta)}{2} (G(\mathbf{u}) - \mathbf{y}_{\text{obs}})' \mathbf{R}^{-1} (G(\mathbf{u}) - \mathbf{y}_{\text{obs}}) \right]^{(\phi_t - \phi_{t-1})}.$$

260 Note that $\beta \in [0, 1]$ and should be tuned according to underlying forward operator. This combination of an approximative Gaussian method and a consistent SMC method has been referred to as hybrid filters in the data assimilation literature¹(Stordal et al., 2011; Frei and Künsch, 2013; Chustagulprom et al., 2016). This ansatz can also be understood as using the EKI as a more elaborate proposal density for the importance sampling step within SMC (e.g., Oliver et al., 1996).

265 *Computational complexity.* The computational complexity of combining the two algorithms is $\mathcal{O}[T(MC + \kappa^2 n + MC + M^3 \log M + \tau_{\max} MC)]$ for the hybrid EKI-TETPF and $\mathcal{O}[T(MC + \kappa^2 n + MC + M^2 C(\alpha) + \tau_{\max} MC)]$ for the hybrid EKI-TEPF. For the pseudocode of the hybrid methods please refer to the Algorithm 6 in Appendix A.

3 Numerical experiments

We consider a steady-state single-phase Darcy flow model defined over an aquifer of two-dimensional physical domain $D = [0, 6] \times [0, 6]$, which is given by

$$270 \quad -\nabla \cdot [k(x, y) \nabla P(x, y)] = f(x, y), \quad (x, y) \in D, \quad (16)$$

where $\nabla = (\partial/\partial x \ \partial/\partial y)'$, \cdot the dot product, $P(x, y)$ the pressure, $k(x, y)$ the permeability, $f(x, y)$ the source term which accounts for groundwater recharge, and (x, y) are horizontal dimensions. The boundary conditions are

$$P(x, 0) = 100, \quad \frac{\partial P}{\partial x}(6, y) = 0, \quad -k(0, y) \frac{\partial P}{\partial x}(0, y) = 500, \quad \frac{\partial P}{\partial y}(x, 6) = 0, \quad (17)$$

where ∂D is the boundary of domain D . The source term is

$$275 \quad f(x, y) = \begin{cases} 0 & \text{if } 0 < y \leq 4, \\ 137 & \text{if } 4 < y < 5, \\ 274 & \text{if } 5 < y \leq 6. \end{cases}$$

We implement a cell-centered finite-difference method and a linear algebra solver (backslash operator in MATLAB) to solve the forward model Eqs. (16)–(17) on an $N \times N$ grid.

280 We note that a single-phase Darcy flow model, though not a steady-state, is widely used to model the flow in a subsurface aquifer and to infer uncertain permeability using data assimilation. For example, Zovi et al. (2017) used an EKI to infer permeability of an existing aquifer located in North-East Italy. The area of this aquifer is 2.7 km² and exhibits several channels, such as the one depicted in Fig. 1. There a size of a computational cell was ranging from 2 m (near wells) to 20 m away from the wells.

3.1 Parameterisation of permeability

We consider the following two parameterisations of the permeability function $k(x, y)$

285 F1: log permeability over the entire domain D , $u(x, y) = \log k(x, y)$;

¹Note that the terminology is also used in the context of data assimilation filters combining variational and sequential approaches.

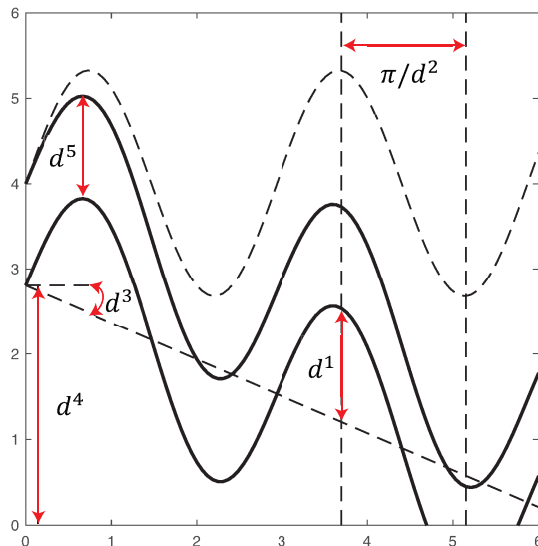


Figure 1. Geometrical configuration of channel flow: amplitude d^1 , frequency d^2 , angle d^3 , initial point d^4 , and width d^5 .

F2: permeability over domain D that has a channel, $k(x, y) = k^1(x, y)\delta_{D_c}(x, y) + k^2(x, y)\delta_{D \setminus D_c}(x, y)$ as by Iglesias et al. (2014).

Here D_c denotes a channel, δ the Dirac function, $k^1 = \exp(u^1(x, y))$ and $k^2 = \exp(u^2(x, y))$ denote permeabilities inside and outside the channel. The geometry of the channel is parameterized by five parameters $\{d^i\}_{i=1}^5$: amplitude, frequency, angle, initial point, and width, correspondingly. The lower boundary of the channel is given by $y = d^1 \sin(d^2 x/6) + \tan(d^3)x + d^4$. The upper boundary of the channel is given by $y + d^5$. These parameters are depicted in Fig. 1.

We assume that the log permeability for both F1 and F2 is drawn from a Gaussian distribution $\mu_0 = \mathcal{N}(m, C)$ with mean m and covariance C . We define C via a correlation function given by the Wittle-Matern correlation function defined by Matérn (1986)

$$c(x, y) = \frac{1}{\gamma(1)} \frac{\|x - y\|}{v} \Upsilon_1 \left(\frac{\|x - y\|}{v} \right),$$

where γ is the gamma function, $v = 0.5$ is the characteristic length scale, and Υ_1 is the modified Bessel function of the second kind of order 1.

We denote by λ and \mathbf{V} eigenvalues and eigenfunctions of the corresponding covariance matrix \mathbf{C} , respectively. Then, following a Karhunen-Loeve expansion, log permeability is

$$\log(k^l) = \log(m) + \sum_{\ell=1}^{N^2} \sqrt{\lambda^\ell} V^{\ell l} u^\ell \quad \text{for } l = 1, \dots, N^2,$$

where u^ℓ is i.i.d. from $\mathcal{N}(0, 1)$ for $\ell = 1, \dots, N^2$.

For F1, the prior for log permeability is a Gaussian distribution with mean 5. The grid dimension is $N = 70$, and thus the uncertain parameter $\mathbf{u} = \{u^\ell\}_{\ell=1}^{N^2}$ has dimension 4900.

For F2, we assume geometrical parameters $\mathbf{d} = \{d^i\}_{i=1}^5$ are drawn from uniform priors, namely $d^1 \sim U[0.3, 2.1]$, $d^2 \sim U[\pi/2, 6\pi]$, $d^3 \sim U[-\pi/2, \pi/2]$, $d^4 \sim U[0, 6]$, $d^5 \sim U[0.12, 4.2]$. Furthermore, we assume independence between geometric parameters and log permeability. The prior for log permeability is a Gaussian distribution with mean 15 outside the channel and with mean 100 inside the channel. The grid dimension is $N = 50$. Log permeability inside channel $\mathbf{u}^1 = \{u^{1,\ell}\}_{\ell=1}^{N^2}$ and log permeability outside channel $\mathbf{u}^2 = \{u^{2,\ell}\}_{\ell=1}^{N^2}$ are defined over the entire domain 50×50 . Therefore, for F2 inference the uncertain parameter $\mathbf{u} = \{\mathbf{d}, \mathbf{u}^1, \mathbf{u}^2\}$ has dimension 5005. Moreover, for F2 we use the Metropolis-within-Gibbs methodology following Iglesias et al. (2014) to separate geometrical parameters and log permeability parameters within the mutation step, since it allows to better exploit the structure of the prior.

3.2 Observations

Both the true permeability and an initial ensemble are drawn from the same prior distribution as the prior includes knowledge about geological properties. However, an initial guess is computed on a coarse grid and the true solution is computed on a fine grid that has twice the resolution of the coarse grid. The synthetic observations of pressure are obtained by

$$\mathbf{y}_{\text{obs}} = \mathbf{L}(\mathbf{P}^{\text{true}}) + \boldsymbol{\eta}.$$

An element of $\mathbf{L}(\mathbf{P}^{\text{true}})$ is a linear functional of pressure, namely

$$L^j(\mathbf{P}^{\text{true}}) = \frac{1}{2\pi\sigma^2} \sum_{i=1}^{N_f} \exp\left(-\frac{\|\mathbf{X}^i - \mathbf{h}^j\|^2}{2\sigma^2}\right) (\mathbf{P}^{\text{true}})^j \Delta x^2 \quad \text{for } j = 1, \dots, \kappa.$$

Here $\sigma = 0.01$, Δx^2 is the size of a grid cell $\mathbf{X}^i = (X^i, Y^i)$, N_f is resolution of a fine grid, \mathbf{h}^j is the location of the observation and κ is the number of observations. This form of the observation functional and the parameterization F1 and F2 guaranty the continuity of the forward map from the uncertain parameters to the observations and thus the existence of the posterior distribution as shown by Iglesias et al. (2014). The observation noise $\boldsymbol{\eta}$ is drawn from a normal distribution with zero mean and known covariance matrix \mathbf{R} . We choose the observation noise to be 2 % of L2-norm of the true pressure. With such a small noise the likelihood is a peaked distribution. Therefore, a non-iterative data assimilation approach requires a computationally unfeasible number of ensemble members to sample the posterior.

To save computational costs, we choose ESS threshold $M_{\text{thresh}} = M/3$ for tempering, and the length of Markov chain $\tau_{\text{max}} = 20$ for mutation.

3.3 Metrics

We conduct numerical experiments with ensemble sizes $M = 100$ and $M = 500$, and 20 simulations with different initial ensemble realizations to check the robustness of results. We analyze the method's performance with respect to a pcn-MCMC

solution from here on referred to as reference. An MCMC solution was obtained by combining 50 independent chains each of length 10^6 , 10^5 burn-in period and 10^3 thinning. For log permeability, we compute RMSE of the mean

$$\text{RMSE} = \sqrt{(\bar{\mathbf{u}} - \bar{\mathbf{u}}^{\text{ref}})'(\bar{\mathbf{u}} - \bar{\mathbf{u}}^{\text{ref}})}, \quad \text{where} \quad \bar{\mathbf{u}} = \frac{1}{M} \sum_{i=1}^M \mathbf{u}_i, \quad (18)$$

and \mathbf{u}^{ref} is the reference solution.

335 For geometrical parameters \mathbf{d} , we compute the Kullback-Leibler divergence

$$D_{\text{KL}}^i(p^{\text{ref}} \| p) = \sum_{j=1}^{M_b} p^{\text{ref}}(d_j^i) \log \frac{p^{\text{ref}}(d_j^i)}{p(d_j^i)}, \quad (19)$$

where $p^{\text{ref}}(d^i)$ is the reference posterior, $p(d^i)$ is approximated by the weights, and $M_b = M/10$ is a chosen number of bins.

3.4 Application to F1 inference

For F1, we perform numerical experiments using 36 uniformly distributed observations, which are displayed in circles in
 340 Fig. 3(a). We plot a box plot of RMSE given by Eq. (18) over 20 independent simulations in Fig. 2(a) using Sinkhorn approxi-
 mation and in Fig. 2(b) using optimal transport. The horizontal axis is for the hybrid parameter β , whose value 0 corresponds
 to the EKI and 1 to an adaptive SMC method with either a Sinkhorn approximation (TESPF) or optimal transport (TETPF).
 Ensemble size $M = 100$ is shown in red and $M = 500$ in green. First, we observe that at a small ensemble size $M = 100$ and
 a large β (namely $\beta \geq 0.6$) TESPf outperforms the TETPF as the RMSE error is lower. Since Sinkhorn approximation is a
 345 regularization of an optimal transport solution, the TESPf provides a smoother solution than the TETPF that can be seen in
 Fig. 3(c) and Fig. 3(f), respectively, where we plot mean log permeability. Next, we see in Fig. 2 that the hybrid approach
 decreases RMSE compared to TET(S)PF: the smaller β the smaller median of RMSE. The EKI gives the smallest error due to
 the Gaussian parametrization of permeability. The advantage of the hybrid approach is most pronounced at a large ensemble
 size $M = 500$ and optimal transport resampling. Furthermore, we note a discrepancy between the $M = 100$ and the $M = 500$
 350 experiments at $\beta = 0$, thus the EKI alone. This is related to the curse of dimensionality. It appears that the ensemble size
 $M = 100$ is too small to estimate an uncertain parameter of the dimension 10^3 using 36 accurate observations. However, at the
 ensemble size $M = 500$ the EKI alone ($\beta = 0$) gives an excellent performance compared to any combination ($\beta > 0$).

We plot mean log permeability at ensemble size $M = 100$ and a smallest RMSE over 20 simulations in Fig. 3(b)–(f) and
 of reference in Fig. 3(a). We see that the EKI and the TETPF(0.2) estimate not only large-scale feature but also small-scale
 355 feature (e.g., negative mean at the top right corner) unlike the TET(S)PF and TESPf(0.2) well.

3.5 Application to F2 inference

For F2, we perform numerical experiments using 9 uniformly distributed observations. which are displayed in circles in
 Fig. 9(a). First, we display results obtained by Sinkhorn approximation. In Fig. 4, we plot box plot over 20 independent
 runs of KL divergence given by Eq. (19) for amplitude (a), frequency (b), angle (c), initial point (d), and width (e) that de-
 360 fine channel. We see that the EKI outperforms any TESPf(·) including the TESPf for amplitude (a) and width (e). This is

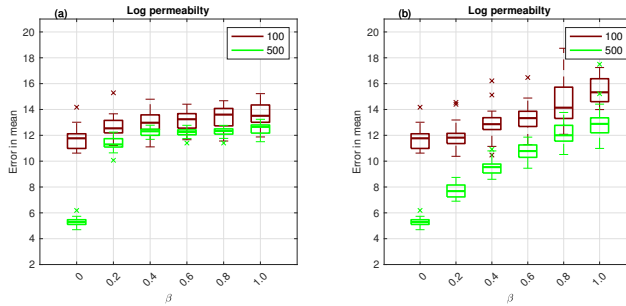


Figure 2. Application to F1 parameterization: using Sinkhorn approximation (a) and optimal transport resampling (b). Box plot over 20 independent simulations of RMSE of mean log permeability. Horizontal axis is for the hybrid parameter, where $\beta = 0$ corresponds to the EKI and $\beta = 1$ to TET(S)PF. Ensemble size $M = 100$ is shown in red, and $M = 500$ in green. Central mark is the median, edges of the box are the 25th and 75th percentiles, whiskers extend to the most extreme datapoints, and crosses are outliers.

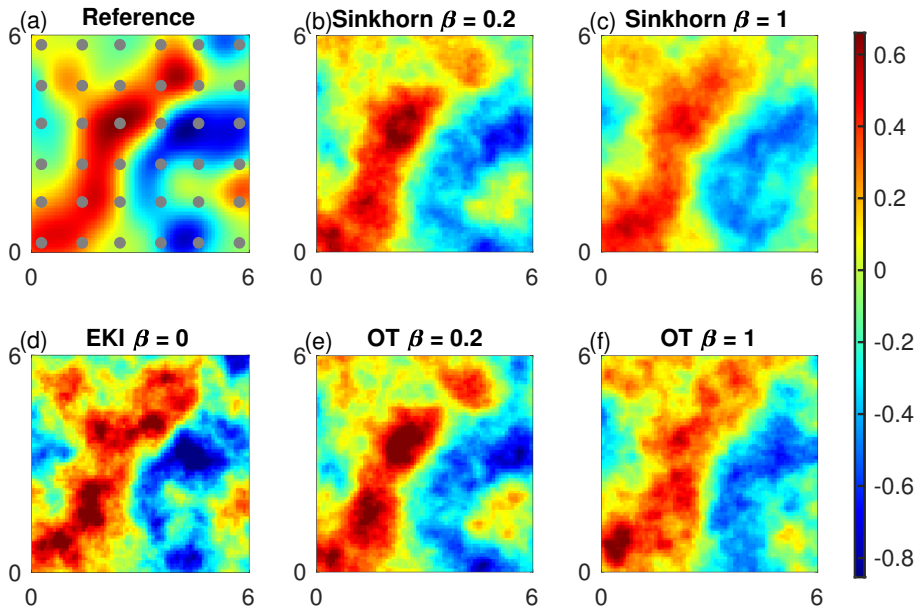


Figure 3. Mean log permeability for F1 inference for the lowest error at ensemble size $M = 100$. Observation locations are shown in circles. Reference (a), TESPF(0.2) (b), TESPF (c), EKI (d), TETPF(0.2) (e), and TETPF (f).

due to Gaussian-like posteriors of these two geometrical parameters displayed in Fig. 6(c) and Fig. 6(o), respectively. Due to Gaussian-like posteriors the hybrid approach decreases RMSE compared to the TESPF: the smaller β the smaller median of RMSE.

365 For frequency, angle, and initial point, whose KL divergence is displayed in Fig. 4(b), (c), and (d), respectively, the behaviour of adaptive SMC is nonlinear in terms of β . This is due to non Gaussian-like posteriors of these three geometrical parameters shown in Fig. 6(f), (i), and (l), respectively. Due to non Gaussian-like posteriors the hybrid approach gives an advantage over

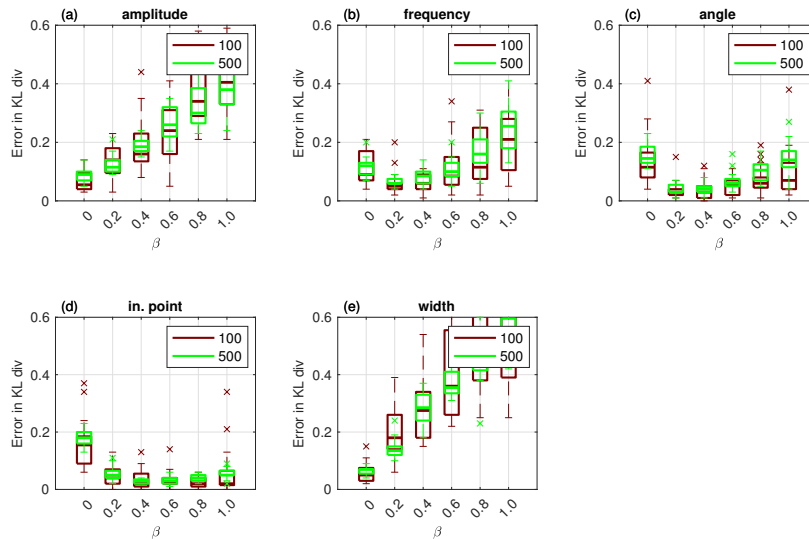


Figure 4. Application to F2 parameterization using Sinkhorn approximation. Box plot over 20 independent simulations of KL divergence for geometrical parameters: amplitude (a), frequency (b), angle (c), initial point (d), and width (e). Horizontal axis is for the hybrid parameter, where $\beta = 0$ corresponds to the EKI and $\beta = 1$ to TET(S)PF. Ensemble size $M = 100$ is shown in red, and $M = 500$ in green. Central mark is the median, edges of the box are the 25th and 75th percentiles, whiskers extend to the most extreme datapoints, and crosses are outliers.

both the TESPf and the EKI—there exists a $\beta \neq 0$ for which the KL divergence is lowest although it is inconsistent between geometrical parameters.

When comparing the TESPf(\cdot) to the TETPF(\cdot), we observe the same type of behaviour in terms of β : linear for amplitude and width, whose KL divergence is displayed in Fig. 5(a) and (e), respectively, and nonlinear for frequency, angle, and initial point, whose KL divergence is displayed in Fig. 5(b), (c), and (d), respectively. However, the KL divergence is smaller when optimal transport resampling is used instead of Sinkhorn approximation.

In Fig. 6, we plot posterior of geometrical parameters: amplitude (a)–(c), frequency (d)–(f), angle (g)–(i), initial point (j)–(l), and width (m)–(o), where on the left the TESPf(0.2), in the middle the TETPF(0.2), and on the right the EKI are shown. In black is the reference, in red 20 simulations of ensemble size $M = 100$, in green 20 simulations of ensemble size $M = 500$. The true parameters are shown as black cross. We see that as ensemble size increases posteriors approximated by TET(S)PF converge to the reference posterior unlike the EKI.

Now we investigate adaptive SMC performance for permeability estimation. First, we display results obtained by Sinkhorn approximation. The box plot shows over 20 independent simulations of RMSE given by Eq. (18) for log permeability outside channel in Fig. 7(a) and inside channel in Fig. 7(b). Even though log permeability is Gaussian distributed, for a small ensemble size $M = 100$ there exists a $\beta \neq 0$ that gives lowest RMSE both outside and inside channel. As ensemble size increases, methods performance becomes equivalent.

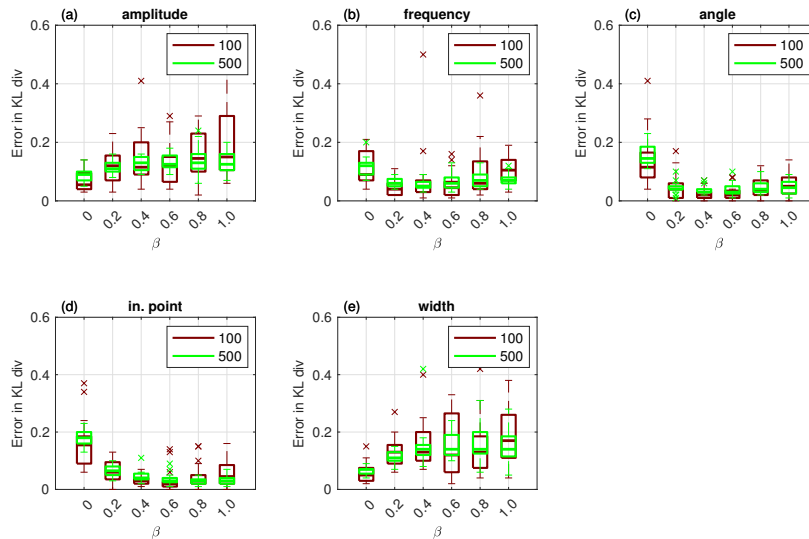


Figure 5. The same as Fig. 4 but using optimal transport resampling.

Next, we compare the TESPf(\cdot) to the TETPF(\cdot) for log permeability estimation outside and inside channel whose RMSE is displayed in Fig. 8(a) and (b), respectively. We observe the same type of behaviour in terms of β : nonlinear for a small ensemble size $M = 100$, and equivalent for a larger ensemble size $M = 500$. Furthermore, at a small ensemble size $M = 100$ the TESPf outperforms the TETPF, which was also the case for F1 parameterization Sec. 3.4.

In Fig. 9, we show mean field of permeability over the channelized domain for reference for the lowest error at ensemble size $M = 100$ for the TESPf(0.2) (b), TESPf (c), EKI (d), TETPF(0.2) (e), and TETPF (f). We plot mean log permeability over the channelized domain at ensemble size $M = 100$ and a smallest RMSE over 20 simulations in Fig. 9(b)–(f) and of reference in Fig. 9(a). We see that TESPf(0.2) does an excellent job at such a small ensemble size by estimating well log permeability outside and inside channel, and parameters of the channel itself.

4 Conclusions

A Sinkhorn adaptation, namely the TESPf, of the previously proposed TETPF has been introduced and numerically investigated on a parameter estimation problem. The TESPf has similar accuracy results than the TETPF (see Fig. 7, 8 and 6) while it can have considerable smaller computational complexity. Specifically, the TESPf has complexity $\mathcal{O}[T(MC + M^2C(\alpha) + \tau_{\max}MC)]$ and the TETPF $\mathcal{O}[T(MC + M^3 \log M + \tau_{\max}MC)]$, (for a complete overview see table B1). In particular, the TESPf outperforms the EKI for non-Gaussian distributed parameters (e.g., initial point and angle in F2). This makes the proposed method a promising option for the high-dimensional nonlinear problems one is typically faced with in reservoir engineering. Further, to counter balance potential robustness problems of the TETPF and its Sinkhorn adaptation a hybrid between the EKI and the TET(S)PF is proposed and studied by means of the two configurations of the steady-state single-phase Darcy flow

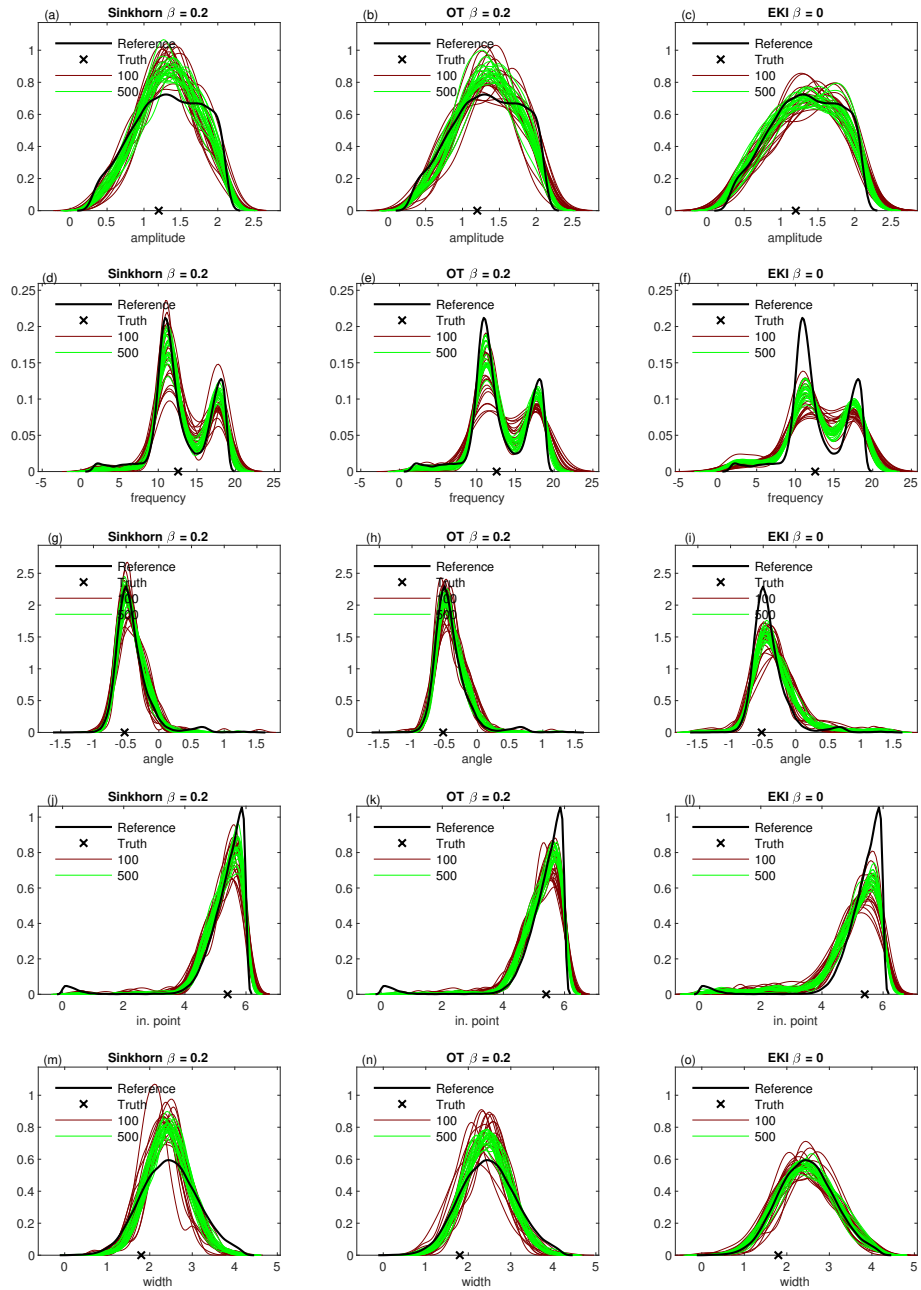


Figure 6. Posterior of geometrical parameters for F2 inference: amplitude (a)–(c), frequency (d)–(f), angle (g)–(i), initial point (j)–(l), and width (m)–(o). On the left is the TESPf(0.2); in the middle is the TETPF(0.2), and on the right is the EKI. In black is reference, in red 20 simulations of ensemble size $M = 100$, in green 20 simulations of ensemble size $M = 500$. The true parameters are shown as black cross.

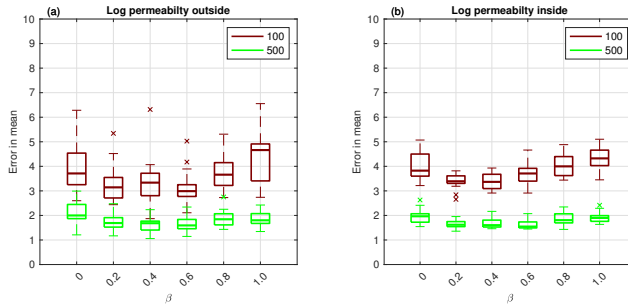


Figure 7. Application to F2 parameterization with Sinkhorn approximation. Box plot over 20 independent simulations of RMSE of mean log permeability outside channel (a) and inside channel (b). Horizontal axis is for the hybrid parameter, where $\beta = 0$ corresponds to the EKI and $\beta = 1$ to TET(S)PF. Ensemble size $M = 100$ is shown in red, and $M = 500$ in green. Central mark is the median, edges of the box are the 25th and 75th percentiles, whiskers extend to the most extreme data points, and crosses are outliers.

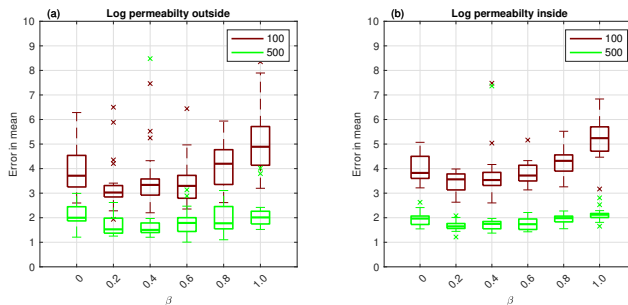


Figure 8. The same as Fig. 7 but using optimal transport resampling.

model. The combination of the two adaptive SMC methods with complementing properties, i.e., $\beta \in (0, 1)$, is superior to the individual adaptive SMC method, i.e., $\beta = 0$ or 1, for all non-Gaussian distributed parameters and performs better than the pure TETPF and the TETSPF for Gaussian distributed parameters in F1. This suggests a hybrid approach has a great potential to obtain robust and highly-accurate approximate solutions of nonlinear high-dimensional Bayesian inference problems. Note that we have considered a synthetic case, where the truth is available, and thus chose β in terms of accuracy of an estimate. However, in a realistic application the truth is not provided. In the context of state estimation with an underlying dynamical system it has been suggested to adaptively change the hybrid parameter with respect to the effective sample size. As the tempering scheme is already changed according to the effective sample size this ansatz would require to define the interplay between the two tuning variables. An ad-hoc choice for β could be 0.2 or 0.3. This is motivated by the fact that the particle filter is too unstable in high dimensions and it is therefore sensible to use a tuning parameter prioritising the EKI. The ad-hoc choice is supported by the numerical results in Section 3 and in Acevedo et al. (2017); de Wiljes et al. (2020) in the context of state-estimation.

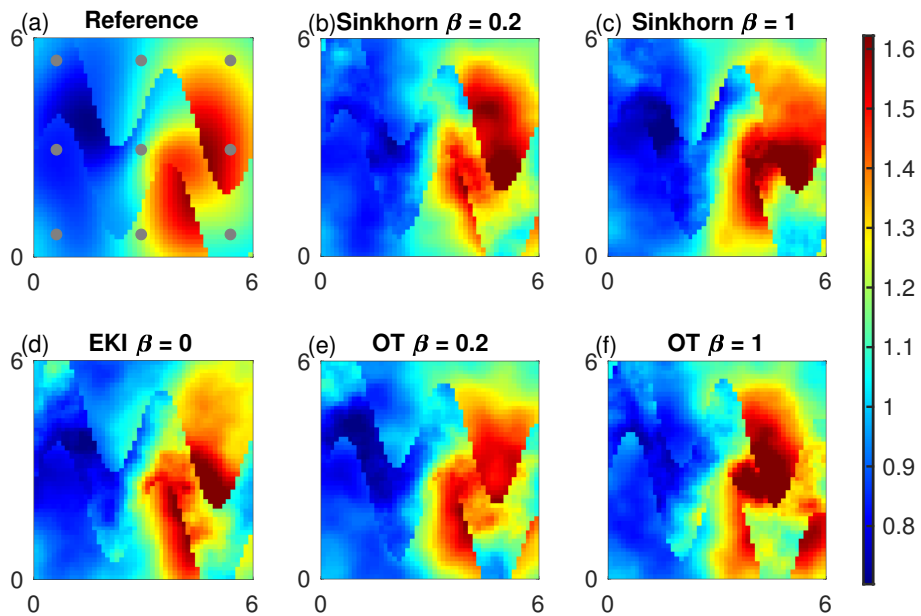


Figure 9. Mean log permeability for F2 inference for the lowest error at ensemble size $M = 100$. Observation locations are shown in circles. Reference (a), TESPf(0.2) (b), TESPf (c), EKI (d), TETPF(0.2) (e), and TETPF (f).

Appendix A: Pseudocode

Algorithm 1 Sample mutation

Require: $\theta \in (0, 1)$ and an integer τ_{\max}

for $i = 1, \dots, M$ **do**

 Initialize $\mathbf{v}_i(0) = \tilde{\mathbf{u}}_{t,i}$

while $\tau \leq \tau_{\max}$ **do**

 Propose $\mathbf{v}_i^{\text{prop}}$ using Eq. (5) for Gaussian probability or Eq. (6) for uniform probability

 Set $\mathbf{v}_i(\tau + 1) = \mathbf{v}_i^{\text{prop}}$ with probability Eq. (7) and set $\mathbf{v}_i(\tau + 1) = \tilde{\mathbf{u}}_{t,i}$ with probability Eq. (8)

$\tau \leftarrow \tau + 1$

end while

 Set $\mathbf{u}_{t,i} = \mathbf{v}_i(\tau_{\max})$

end for

Algorithm 2 Resampling based on optimal transport

Require: $\{\mathbf{u}_{t-1,i}\}_{i=1}^M$ and $\mathbf{w}_{t-1} = \{w_{t-1,1}, \dots, w_{t-1,M}\}$

 Compute \mathbf{Z} with $z_{ij} = \|\mathbf{u}_{t-1,i} - \mathbf{u}_{t-1,j}\|^2$

 Supply \mathbf{Z} and \mathbf{w}_{t-1} to the FastEMD algorithm of Pele & Werman with the output being the coupling \mathbf{S}

 Compute new samples $\{\tilde{\mathbf{u}}_{t,i}\}_{i=1}^M$ from Eq. (11)

Algorithm 3 Sinkhorn iteration for optimal transport problem with entropic regularisation

Require: regularisation parameter α , $\{\mathbf{u}_{t-1,i}\}_{i=1}^M$ and $\mathbf{w}_{t-1} = \{w_{t-1,1}, \dots, w_{t-1,M}\}$

 Compute \mathbf{Z} with $z_{ij} = \|\mathbf{u}_{t-1,i} - \mathbf{u}_{t-1,j}\|^2$

 Normalise \mathbf{Z} with respect to its maximum entry

while $\varepsilon \geq 1.0e - 8$ **do**

$\mathbf{b} = \mathbf{w}_{t-1} ./ [\exp(-\alpha\mathbf{Z})\mathbf{a}]$

$\mathbf{a} = \left(\frac{1}{M}\mathbf{I}_M/M\right) ./ [\exp(-\alpha\mathbf{Z})\mathbf{b}]$

$\mathbf{S} = \mathbf{diag}(\mathbf{b}) \exp(-\alpha\mathbf{Z}) \mathbf{diag}(\mathbf{a})$

$\hat{\mathbf{w}} = \mathbf{S}\mathbf{I}_M$

$\varepsilon = \|\hat{\mathbf{w}} - \mathbf{w}_{t-1}\|$

end while

return $\mathbf{S}^* = \mathbf{S}$

Appendix B: Computational Complexity

Algorithm 4 Adaptive SMC: TET(S)PF

Require: an initial ensemble $\{\mathbf{u}_{0,i}\}_{i=1}^M \sim \mu_0$, $\theta \in (0, 1)$ and integers τ_{\max} and $1 < M_{\text{thresh}} < M$

Set $\phi_0 = 0$

while $\phi_t \leq 1$ **do**

$t \rightarrow t + 1$

Compute the likelihood $g(\mathbf{u}_{t-1,i}; \mathbf{y}_{\text{obs}})$ from Eq. (2) (for $i = 1, \dots, M$)

Compute the tempering parameter ϕ_t :

if $\min_{\phi \in (\phi_{t-1}, 1)} \text{ESS}_t(\phi) > M_{\text{thresh}}$ **then**

set $\phi_t = 1$

else

compute ϕ_t such that $\text{ESS}_t(\phi) \approx M_{\text{thresh}}$ using a bisection algorithm on $(\phi_{t-1}, 1]$

end if

Compute weights $\mathbf{w}_{t-1} = \{w_{t-1,1}, \dots, w_{t-1,M}\}$ from Eq. (3)

Create new samples $\{\tilde{\mathbf{u}}_{t,i}\}_{i=1}^M$ using optimal (Sinkhorn) resampling via Algorithm 2(3)

Compute $\{\mathbf{u}_{t,i}\}_{i=1}^M$ using sample mutation via Algorithm 1

end while

Algorithm 5 EKI

Require: an initial ensemble $\{\mathbf{u}_{0,i}\}_{i=1}^M \sim \mu_0$, $\theta \in (0, 1)$ and integers τ_{\max} and $1 < M_{\text{thresh}} < M$

Set $\phi_0 = 0$

while $\phi_t \leq 1$ **do**

$t \rightarrow t + 1$

Compute the likelihood $g(\mathbf{u}_{t-1,i}; \mathbf{y}_{\text{obs}})$ from Eq. (2) (for $i = 1, \dots, M$)

Compute the tempering parameter ϕ_t :

if $\min_{\phi \in (\phi_{t-1}, 1)} \text{ESS}_t(\phi) > M_{\text{thresh}}$ **then**

set $\phi_t = 1$

else

compute ϕ_t such that $\text{ESS}_t(\phi) \approx M_{\text{thresh}}$ using a bisection algorithm on $(\phi_{t-1}, 1]$

end if

Create new samples $\{\tilde{\mathbf{u}}_{t,i}\}_{i=1}^M$ using Eq. (13)

Compute $\{\mathbf{u}_{t,i}\}_{i=1}^M$ using sample mutation via Algorithm 1

end while

Algorithm 6 Hybrid EKI-TET(S)PF

Require: initial ensemble $\{\mathbf{u}_{0,i}\}_{i=1}^M \sim \mu_0$, $\theta \in (0, 1)$, hybrid parameter β and integers τ_{\max} and $1 < M_{\text{thresh}} < M$

Set $\phi_0 = 0$

while $\phi_t \leq 1$ **do**

$t \rightarrow t + 1$

Compute the likelihood $g_1(\mathbf{u}_{t-1,i}; \mathbf{y}_{\text{obs}})$ from Eq. (14) (for $i = 1, \dots, M$)

Set $g(\mathbf{u}_{t-1,i}; \mathbf{y}_{\text{obs}}) = g_1(\mathbf{u}_{t-1,i}; \mathbf{y}_{\text{obs}})$ (for $i = 1, \dots, M$)

Compute the tempering parameter ϕ_t :

if $\min_{\phi \in (\phi_{t-1}, 1)} \text{ESS}_t(\phi) > M_{\text{thresh}}$ **then**

set $\phi_t = 1$

else

compute ϕ_t such that $\text{ESS}_t(\phi) \approx M_{\text{thresh}}$ using a bisection algorithm on $(\phi_{t-1}, 1]$

end if

Create new samples $\{\tilde{\mathbf{u}}_{t,i}^\beta\}_{i=1}^M$ using Eq. (13)

Compute the likelihood $g_2(\tilde{\mathbf{u}}_{t,i}^\beta; \mathbf{y}_{\text{obs}})$ from Eq. (15) (for $i = 1, \dots, M$)

Set $g(\mathbf{u}_{t-1,i}; \mathbf{y}_{\text{obs}}) = g_2(\tilde{\mathbf{u}}_{t,i}^\beta; \mathbf{y}_{\text{obs}})$ (for $i = 1, \dots, M$)

Compute weights $\mathbf{w}_{t-1} = \{w_{t-1,1}, \dots, w_{t-1,M}\}$ from Eq. (3)

Create new samples $\{\tilde{\mathbf{u}}_{t,i}\}_{i=1}^M$ using optimal (Sinkhorn) resampling via Algorithm 2(3)

Compute $\{\mathbf{u}_{t,i}\}_{i=1}^M$ using sample mutation via Algorithm 1

end while

Algorithm	Complexity
TETPF	$\mathcal{O}[T(MC + M^3 \log M + \tau_{\max} MC)]$
TESPF	$\mathcal{O}[T(MC + M^2 C(\alpha) + \tau_{\max} MC)]$
EKI	$\mathcal{O}[T(MC + \kappa^2 n + \tau_{\max} MC)]$
Hybrid EKI-TETPF	$\mathcal{O}[T(MC + \kappa^2 n + MC + M^3 \log M + \tau_{\max} MC)]$
Hybrid EKI-TESPF	$\mathcal{O}[T(MC + \kappa^2 n + MC + M^2 C(\alpha) + \tau_{\max} MC)]$
Forward model G	$\mathcal{O}(MC)$
pcn-MCMC mutation	$\mathcal{O}(\tau_{\max} MC)$
FastEMD	$\mathcal{O}(M^3 \log M)$
Sinkhorn approximation	$\mathcal{O}(M^2 C(\alpha))$

Table B1. The table provides an overview of the computational complexity of all the algorithms considered in the manuscript.

415 *Data availability.* Data and MATLAB codes for generating the plots are available in Ruchi et al. (2020).

Author contributions. S.R., S.D. and J.dW. designed the research, S.D. ran the numerical experiments, S.R., S.D. and J.dW. analyzed the results and wrote the manuscript.

Competing interests. The authors declare that they have no conflict of interest.

420 *Acknowledgements.* The research of J.dW. and S.R. have been partially funded by Deutsche Forschungsgemeinschaft (DFG) - SFB1294/1 - 318763901. Further J.dW. has been supported by Simons CRM Scholar-in-Residence Program and ERC Advanced Grant ACRC (grant 339390). S.R. has been supported by the research programme Shell-NWO/FOM Computational Sciences for Energy Research (CSER) with project number 14CSER007 which is partly financed by the Netherlands Organization for Scientific Research (NWO).

References

- Acevedo, W., de Wiljes, J., and Reich, S.: Second-order Accurate Ensemble Transform Particle Filters, *SIAM J. Sci. Comput.*, 39, 425 A1834–A1850, 2017.
- Agapiou, S., Papaspiliopoulos, O., Sanz-Alonso, D., and Stuart, A. M.: Importance sampling: computational complexity and intrinsic dimension, *Statistical Science*, 32, 405–431, <https://doi.org/10.1214/17-STS611>, 2017.
- Bardsley, J., Solonen, A., Haario, H., and Laine, M.: Randomize-then-optimize: A method for sampling from posterior distributions in nonlinear inverse problems, *SIAM J. Sci. Comput.*, 36, A1895–A1910, 2014.
- 430 Beskos, A., Crisan, D., and Jasra, A.: On the stability of sequential Monte Carlo methods in high dimensions, *Ann. Appl. Probab.*, 24, 1396–1445, <https://doi.org/10.1214/13-AAP951>, 2014.
- Beskos, A., Jasra, A., Muzaffer, E. A., and Stuart, A. M.: Sequential Monte Carlo methods for Bayesian elliptic inverse problems, *Statistics and Computing*, 25, 727–737, <https://doi.org/10.1007/s11222-015-9556-7>, 2015.
- Blömker, D., Schillings, C., Wacker, P., and Weissmann, S.: Well posedness and convergence analysis of the ensemble Kalman inversion, 435 *Inverse Problems*, 35, 085 007, <https://doi.org/10.1088/1361-6420/ab149c>, <https://doi.org/10.1088%2F1361-6420%2Fab149c>, 2019.
- Chen, Y. and Oliver, D.: Ensemble randomized maximum likelihood method as an iterative ensemble smoother, *Math. Geosci.*, 44, 1–26, 2012.
- Chustagulprom, N., Reich, S., and Reinhardt, M.: A Hybrid Ensemble Transform Particle Filter for Nonlinear and Spatially Extended Dynamical Systems, *SIAM/ASA Journal on Uncertainty Quantification*, 4, 592–608, <https://doi.org/10.1137/15M1040967>, 2016.
- 440 Cotter, S., Roberts, G., Stuart, A., and White, D.: MCMC methods for functions: modifying old algorithms to make them faster, *Statistical Science*, 28, 424–446, 2013.
- Cuturi, M.: Sinkhorn Distances: Lightspeed Computation of Optimal Transport, in: *Advances in Neural Information Processing Systems 26*, edited by Burges, C. J. C., Bottou, L., Welling, M., Ghahramani, Z., and Weinberger, K. Q., pp. 2292–2300, Curran Associates, Inc., <http://papers.nips.cc/paper/4927-sinkhorn-distances-lightspeed-computation-of-optimal-transport.pdf>, 2013.
- 445 Dashti, M. and Stuart, A. M.: *The Bayesian Approach to Inverse Problems*, pp. 311–428, Springer International Publishing, Cham, https://doi.org/10.1007/978-3-319-12385-1_7, 2017.
- de Wiljes, J., Pathiraja, S., and Reich, S.: Ensemble Transform Algorithms for Nonlinear Smoothing Problems, *SIAM J. Sci. Comput.*, 42, A87–A114, 2020.
- Del Moral, P., Doucet, A., and Jasra, A.: Sequential Monte Carlo samplers, *Journal of the Royal Statistical Society: Series B (Statistical Methodology)*, 68, 411–436, <https://doi.org/10.1111/j.1467-9868.2006.00553.x>, 2006.
- 450 Emerick, A. and Reynolds, A.: Ensemble smoother with multiple data assimilation, *Computers & Geosciences*, 55, 3–15, 2013.
- Ernst, O. G., Sprungk, B., and Starkloff, H.-J.: Analysis of the Ensemble and Polynomial Chaos Kalman Filters in Bayesian Inverse Problems, *SIAM/ASA Journal on Uncertainty Quantification*, 3, 823–851, <https://doi.org/10.1137/140981319>, 2015.
- Evensen, G.: Analysis of iterative ensemble smoothers for solving inverse problems, *Computational Geosciences*, 22, 885–908, 455 <https://doi.org/10.1002/qj.2236>, 2018.
- Frei, M. and Künsch, H.: Bridging the ensemble Kalman and particle filters, *Biometrika*, 100, 781–800, 2013.
- Frei, M. and Künsch, H. R.: Bridging the ensemble Kalman and particle filters, *Biometrika*, 100, 781–800, <https://doi.org/10.1093/biomet/ast020>, 2013.

- Gland, F. L., Monbet, V., and Tran, V.-D.: Large sample asymptotics for the ensemble Kalman Filter, *The Oxford handbook of nonlinear filtering*: Oxford University Press, p. 598–631, 2011.
- 460 Hairer, M., Stuart, A., and Vollmer, S.: Spectral gaps for a Metropolis–Hastings algorithm in infinite dimensions, *Ann. Appl. Probab.*, 24, 2455–2490, 2014.
- Hoang, V. H., Schwab, C., and Stuart, A. M.: Complexity analysis of accelerated MCMC methods for Bayesian inversion, *Inverse Problems*, 29, 085 010, <https://doi.org/10.1088/0266-5611/29/8/085010>, 2013.
- 465 Houtekamer, P. L. and Zhang, F.: Review of the Ensemble Kalman Filter for Atmospheric Data Assimilation, *Monthly Weather Review*, 144, 4489–4532, <https://doi.org/10.1175/MWR-D-15-0440.1>, 2016.
- Iglesias, M., Park, M., and Tretyakov, M.: Bayesian inversion in resin transfer molding, *Inverse Problems*, 34, 105 002, 2018.
- Iglesias, M. A.: A regularizing iterative ensemble Kalman method for PDE-constrained inverse problems, *Inverse Problems*, 32, 025 002, 2016.
- 470 Iglesias, M. A., Lin, K., and Stuart, A. M.: Well-posed Bayesian geometric inverse problems arising in subsurface flow, *inverse problems*, 30, 114 001, 2014.
- Kantorovich, L. V.: On the translocation of masses, in: *Dokl. Akad. Nauk. USSR (NS)*, vol. 37, pp. 199–201, 1942.
- Liu, Y., Haussaire, J., Bocquet, M., Rouston, Y., Saunier, O., and Mathieu, A.: Uncertainty quantification of pollutant source retrieval: comparison of Bayesian methods with application to the Chernobyl and Fukushima-Daiichi accidental releases of radionuclides, *Q. J. R. Meteorol. Soc.*, 143, 2886–2901, 2017.
- 475 Lorentzen, R. J., Bhakta, T., Grana, D., Luo, X., Valestrand, R., and Nævdal, G.: Simultaneous assimilation of production and seismic data: application to the Norne field, *Computational Geosciences*, 24, 907–920, <https://doi.org/10.1007/s10596-019-09900-0>, 2020.
- Matérn, B.: *Spatial Variation*, Lecture Notes in Statistics, No. 36, Springer, 1986.
- Monge, G.: *Mémoire sur la théorie des déblais et des remblais*, *Histoire de l’Académie Royale des Sciences de Paris*, 1781.
- 480 Neal, R. M.: Annealed importance sampling, *Statistics and computing*, 11, 125–139, 2001.
- Oliver, D., He, N., and Reynolds, A.: Conditioning permeability fields to pressure data, *ECMOR V-5th European Conference on the Mathematics of Oil Recovery*, pp. 259–269, 1996.
- Pele, O. and Werman, M.: Fast and robust earth mover’s distances, in: *Computer vision, 2009 IEEE 12th international conference on*, pp. 460–467, IEEE, 2009.
- 485 Peyré, G. and Cuturi, M.: *Computational Optimal Transport: With Applications to Data Science*, 2019.
- Reich, S.: A nonparametric ensemble transform method for Bayesian inference, *SIAM Journal on Scientific Computing*, 35, A2013–A2024, 2013.
- Robert, C. and Casella, G.: *Monte Carlo Statistical Methods*, 2nd ed. Springer New York., 2004.
- Roberts, G. O. and Rosenthal, J. S.: Optimal scaling for various Metropolis-Hastings algorithms, *Statist. Sci.*, 16, 351–367, <https://doi.org/10.1214/ss/1015346320>, 2001.
- 490 Rosenthal, J. S.: Markov Chain Monte Carlo Algorithms: Theory and Practice, in: *Monte Carlo and Quasi-Monte Carlo Methods 2008*, edited by L’Ecuyer, P. and Owen, A. B., pp. 157–169, Springer Berlin Heidelberg, Berlin, Heidelberg, 2009.
- Ruchi, S., Dubinkina, S., and Iglesias, M. A.: Tempered ensemble transform particle filter for non-Gaussian elliptic problems, *Inverse Problems*, 35, 115 005, 2019.

- 495 Ruchi, S., Dubinkina, S., and de Wiljes, J.: Data underlying the paper: Fast hybrid tempered ensemble transform filter formulation for Bayesian elliptical problems via Sinkhorn approximation, 4TU, Centre for Research Data, Dataset, <https://doi.org/10.4121/12987719>, 2020.
- Santitissadeekorn, N. and Jones, C.: Two-Stage Filtering for Joint State-Parameter Estimation, *Monthly Weather Review*, 143, 2028–2042, <https://doi.org/10.1175/MWR-D-14-00176.1>, 2015.
- 500 Sinkhorn, R.: Diagonal equivalence to matrices with prescribed row and column sums, *The American Mathematical Monthly*, 74, 402–405, 1967.
- Stordal, A., Karlsen, H. A., Nævdal, G., Skaug, H., and Vallès, B.: Bridging the ensemble Kalman filter and particle filters: the adaptive Gaussian mixture filter, *Computational Geosciences*, 15, 293–305, <https://doi.org/10.1007/s10596-010-9207-1>, 2011.
- Stuart, A. M.: Inverse problems: a Bayesian perspective, *Acta Numerica*, 19, 451–559, 2010.
- 505 Vergé, C., Dubarry, C., Del Moral, P., and Moulines, E.: On parallel implementation of sequential Monte Carlo methods: the island particle model, *Statistics and Computing*, 25, 243–260, <https://doi.org/10.1007/s11222-013-9429-x>, 2015.
- Zovi, F., Camporese, M., Hendricks Franssen, H.-J., Huisman, J. A., and Salandin, P.: Identification of high-permeability subsurface structures with multiple point geostatistics and normal score ensemble Kalman filter, *Journal of Hydrology*, 548, 208–224, <https://doi.org/https://doi.org/10.1016/j.jhydrol.2017.02.056>, 2017.