

Wave propagation in the Lorenz-96 model

Dirk L. van Kekem¹ and Alef E. Sterk¹

¹Johann Bernoulli Institute for Mathematics and Computer Science, University of Groningen, PO Box 407, 9700 AK Groningen, The Netherlands

Correspondence to: Alef E. Sterk (a.e.sterk@rug.nl)

Abstract. In this paper we study the spatiotemporal properties of waves in the Lorenz-96 model and their dependence on the dimension parameter n and the forcing parameter F . For $F > 0$ the first bifurcation is either a supercritical Hopf or a double-Hopf bifurcation and the periodic attractor born at these bifurcations represents a traveling wave. Its spatial wave number increases linearly with n , but its period tends to a finite limit as $n \rightarrow \infty$. For $F < 0$ and odd n the first bifurcation is again a supercritical Hopf bifurcation, but in this case the period of the traveling wave also grows linearly with n . For $F < 0$ and even n , however, a Hopf bifurcation is preceded by either one or two pitchfork bifurcations, where the number of the latter bifurcations depends on whether n has remainder 2 or 0 upon division by 4. This bifurcation sequence leads to stationary waves and their spatiotemporal properties also depend on the remainder after dividing n by 4. Finally, we explain how the double-Hopf bifurcation can generate two or more stable waves with different spatiotemporal properties that coexist for the same parameter values n and F .

1 Introduction

In this paper we study the Lorenz-96 model which is defined by the equations

$$\frac{dx_j}{dt} = x_{j-1}(x_{j+1} - x_{j-2}) - x_j + F, \quad j = 0, \dots, n-1, \quad (1)$$

together with the periodic “boundary condition” implied by taking the indices j modulo n . The dimension $n \in \mathbb{N}$ and the forcing parameter $F \in \mathbb{R}$ are free parameters. Lorenz (2006) interpreted the variables x_j as values of some atmospheric quantity in n equispaced sectors of a latitude circle, where the index j plays the role of “longitude”. Hence, a larger value of n can be interpreted as a finer latitude grid. Lorenz also remarked that the vectors (x_0, \dots, x_{n-1}) can be interpreted as wave profiles, and he observed that for $F > 0$ sufficiently large these waves slowly propagate “westward”, i.e. in the direction of decreasing j . Figure 1 shows a Hovmöller diagram illustrating two traveling waves with wave number 5 for dimension $n = 24$ and the parameter values $F = 2.75$ (in the periodic regime) and $F = 3.85$ (in the chaotic regime).

The Lorenz-96 model was introduced as a tool for numerical experiments in predictability studies, rather than as a physically realistic model. Indeed, Lorenz (2006) wrote that “The physics of the atmosphere is present only to the extent that there are external forcing and internal dissipation, simulated by the constant and linear terms, while the quadratic terms, simulating advection, together conserve the total energy [...]” The value of the Lorenz-96 model primarily lies in the fact that it has a very simple implementation in numerical codes while at the same time it can exhibit very complex dynamics for suitable choices of

the parameters n and F . The famous Lorenz-63 model (Lorenz, 1963), which *does* have a clear physical interpretation (namely, as the Galerkin projection of a fluid dynamical model describing Rayleigh-Bénard convection), has two disadvantages. Firstly, it consists of only three ordinary differential equations. Secondly, for the classical parameter values the model has Lyapunov spectrum $(0.91, 0, -14.57)$, which makes the model very dissipative. Such properties are not typical for atmospheric models.

5 In contrast, the dimension of the Lorenz-96 model can be chosen arbitrarily large, and for suitable values of the parameters the Lyapunov spectrum is similar to those observed in models obtained from discretizing partial differential equations. For those reasons the Lorenz-96 model has become a test model for a wide range of geophysical applications.

Table 1 lists some recent papers with applications of the Lorenz-96 model. In most studies the dimension n is chosen ad hoc, but $n = 36$ and $n = 40$ appear to be popular choices. Many applications are related to geophysical problems, but the model
10 has also attracted the attention of mathematicians working in the area of dynamical systems for phenomenological studies in high-dimensional chaos. Note that Eq. (1) is in fact a family of models parameterized by means of the discrete parameter n . An important question is to what extent both the qualitative and quantitative dynamical properties of Eq. (1) depend on n . For example, the dimension n has a strong effect on the predictability of large amplitudes of traveling waves in weakly chaotic regimes of the Lorenz-96 model (Sterk and Van Kekem, 2017). In general, the statistics of extreme events in dynamical systems
15 strongly depend on topological properties and recurrence properties of the system (Holland et al., 2012, 2016). Therefore, a coherent overview of the dependence of spatiotemporal properties on the parameters n and F is useful to assess the robustness of results when using the Lorenz-96 model in predictability studies.

In this paper we address the question how the spatiotemporal properties of waves, such as their period and wave number, in the Lorenz-96 model depend on the dimension n and whether these properties tend to a finite limit as $n \rightarrow \infty$. We will
20 approach this question by studying waves represented by periodic attractors that arise through a Hopf bifurcation of a stable equilibrium. Along various routes to chaos these periodic attractors can bifurcate into chaotic attractors representing irregular waves which “inherit” their spatiotemporal properties from the periodic attractor. For example, the wave shown in the left panel of Fig. 1 bifurcates into a 3-torus attractor which breaks down and gives rise to the wave in the right panel. Note that both waves have the same wave number. Figure 2 shows power spectra of these waves, and clearly their dominant peaks are located
25 at roughly the same period. Inheritance of spatiotemporal properties also manifests itself in a shallow water model studied by Sterk et al. (2010) in which a Hopf bifurcation (related to baroclinic instability) explains the observed time scales of atmospheric low-frequency variability. The Hopf bifurcation plays a key role in explaining the physics of low-frequency variability in many geophysical contexts. Examples are the Atlantic Multidecadal Oscillation (Te Raa and Dijkstra, 2002; Dijkstra et al., 2008; Frankcombe et al., 2009), the wind-driven ocean circulation (Simonnet et al., 2003a, b), and laboratory experiments
30 (Read et al., 1992; Tian et al., 2001).

In addition to *traveling* waves, such as illustrated in Fig. 1, we will also show the existence of *stationary* waves. In a recent paper by Frank et al. (2014) stationary waves have also been discovered in specific regions of the *multi-scale* Lorenz-96 model. Their paper uses dynamical indicators such as the Lyapunov dimension to identify the parameter regimes with stationary waves. Moreover, we will explain two bifurcation scenarios by which waves with different spatiotemporal properties coexist.

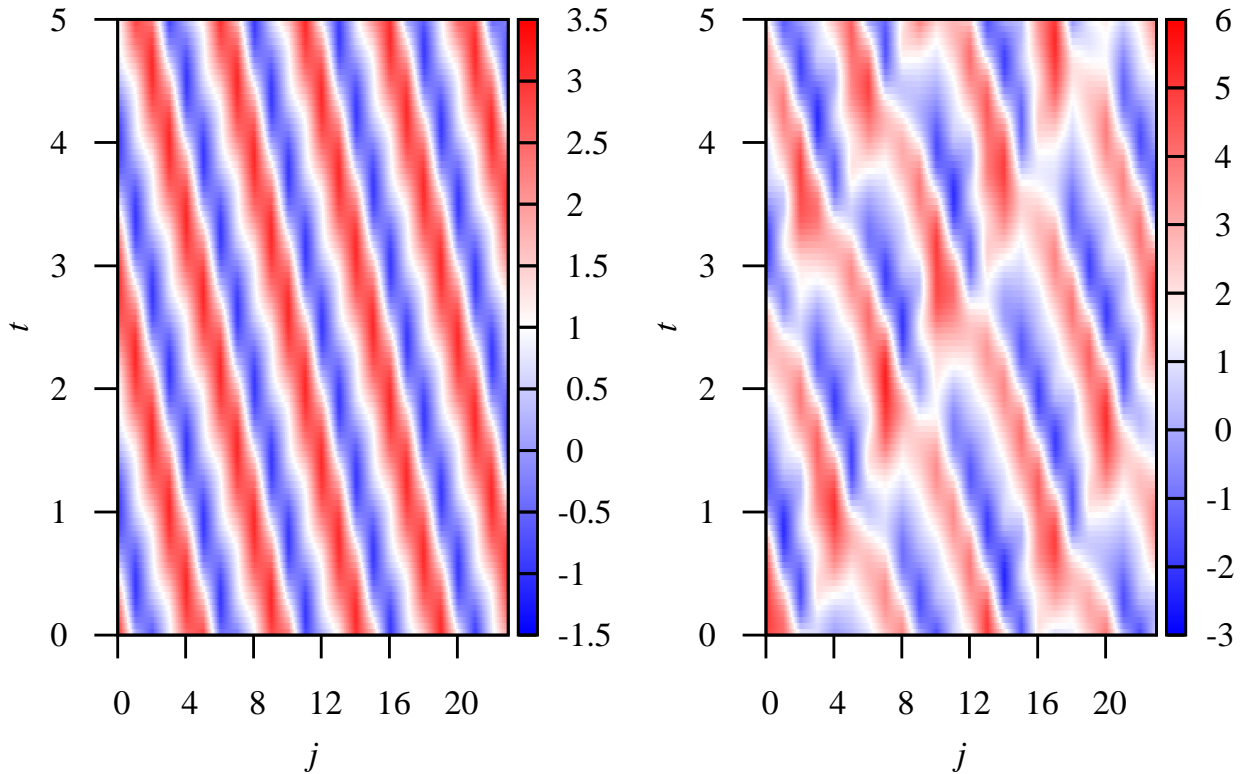


Figure 1. Hovmöller diagrams of a periodic attractor (left, $F = 2.75$) and a chaotic attractor (right, $F = 3.85$) in the Lorenz-96 model for $n = 24$. The value of $x_j(t)$ is plotted as a function of t and j . For visualization purposes linear interpolation between x_j and x_{j+1} has been applied in order to make the diagram continuous in the variable j .

This paper complements the results of our previous work (Van Kekem and Sterk, 2018) which considers only the case $F > 0$; these two manuscripts together give a comprehensive picture of wave propagation in the Lorenz-96 model.

The remainder of this paper is organized as follows. In Sect. 2 we explain how to obtain an approximation of the periodic attractor born at a Hopf bifurcation, which enables us to derive spatiotemporal properties of waves in the Lorenz-96 model. In Sect. 3.1 we show that, for $F > 0$, periodic attractors indeed represent traveling waves as suggested by Lorenz. Also for $F < 0$ and odd values of n , periodic attractors represent traveling waves, as is demonstrated in Sect. 3.2. In Sect. 3.3, however, we show analytically that, for $n = 6$ and $F < 0$, *stationary* waves occur. By means of numerical experiments we show in Sect. 3.4

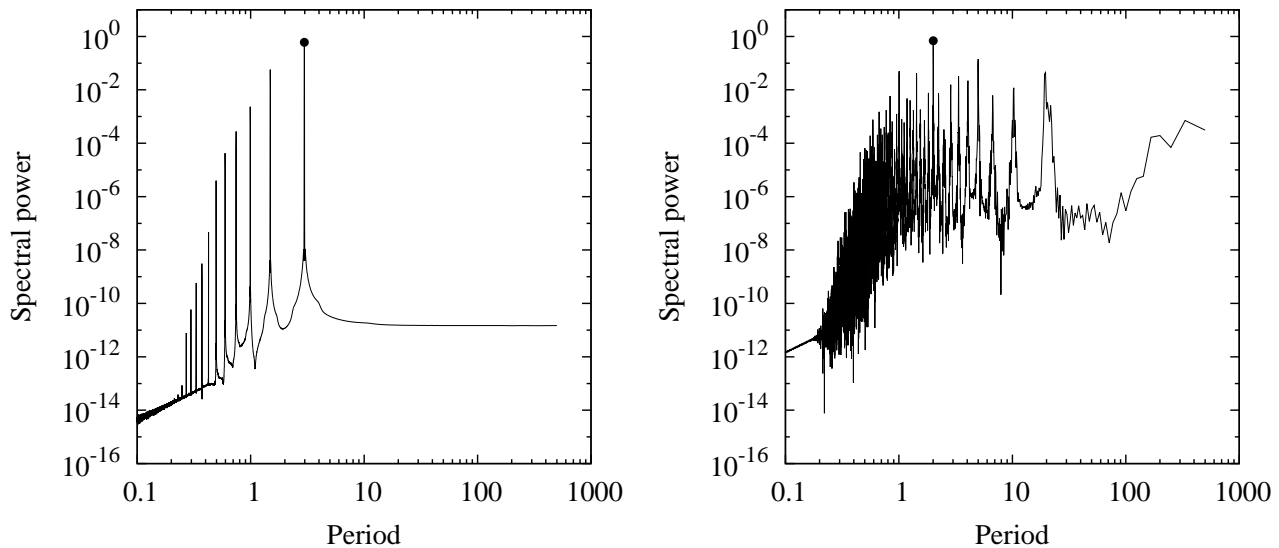


Figure 2. Power spectra of the attractors of Fig. 1. Note that the maximum spectral power (indicated by a circle) is attained at nearly the same period.

that stationary waves occur in general for even n and $F < 0$. In Sect. 4 we discuss the bifurcation scenarios by which stable waves with different spatiotemporal properties can coexist for the same values of the parameters n and F .

2 Hopf bifurcations

In this section we consider a general geophysical model in the form of a system of ordinary differential equations:

$$5 \quad \frac{d\mathbf{x}}{dt} = \mathbf{f}(\mathbf{x}, \mu), \quad \mathbf{x} \in \mathbb{R}^n. \quad (2)$$

In this equation, $\mu \in \mathbb{R}$ is a parameter modeling external circumstances such as forcing. Assume that for the parameter value μ_0 the system has an equilibrium \mathbf{x}_0 ; this means that $\mathbf{f}(\mathbf{x}_0, \mu_0) = \mathbf{0}$ and hence \mathbf{x}_0 is a time-independent solution of eq. (2). In the context of geophysics \mathbf{x}_0 represents a steady flow, and its linear stability is determined by the eigenvalues of the Jacobian matrix $D\mathbf{f}(\mathbf{x}_0, \mu_0)$. An equilibrium becomes unstable when eigenvalues of the Jacobian matrix cross the imaginary axis upon
 10 variation of the parameter μ . Dijkstra (2005) provides an extensive discussion of the physical interpretation of bifurcation behaviour.

Assume that $D\mathbf{f}(\mathbf{x}_0, \mu_0)$ has two eigenvalues $\pm\omega i$ on the imaginary axis. This indicates the occurrence of a Hopf bifurcation, i.e. the birth of a periodic solution from an equilibrium that changes stability. If the equilibrium \mathbf{x}_0 is stable for $\mu < \mu_0$ and unstable for $\mu > \mu_0$, then under suitable non-degeneracy conditions the Hopf bifurcation is supercritical, which means that a

Reference	Application	n
Basnarkov and Kocarev (2012)	Forecast improvement	960
Danforth and Yorke (2006)	Forecasting in chaotic systems	40
Dieci et al. (2011)	Computing Lyapunov exponents	40
Gallavotti and Lucarini (2014)	Non-equilibrium ensembles	32
Hallerberg et al. (2010)	Bred vectors	1024
Hansen and Smith (2000)	Operational constraints	40
Haven et al. (2005)	Predictability	40
Karimi and Paul (2010)	Chaos	4, ..., 50
De Leeuw et al. (2017)	Data assimilation	36
Lorenz (2006)	Predictability	4, 36
Lorenz (2005)	Designing chaotic models	30
Lorenz and Emanuel (1998)	Data assimilation	40
Lucarini and Sarno (2011)	Ruelle linear response theory	40
Orrell et al. (2001)	Model error	8
Orrell (2002)	Metric in forecast error growth	8
Orrell and Smith (2003)	Spectral bifurcation diagrams	4, 8, 40
Ott et al. (2004)	Data assimilation	40, 80, 120
Pazó et al. (2008)	Spatiotemporal chaos	128
Stappers and Barkmeijer (2012)	Adjoint modelling	40
Sterk and Van Kekem (2017)	Predictability of extremes	4, 7, 24
Sterk et al. (2012)	Predictability of extremes	36
Trevisan and Palatella (2011)	Data assimilation	40, 60, 80

Table 1. Recent papers with applications of the Lorenz-96 model and the values of n that were used.

stable periodic orbit exists for $\mu > \mu_0$ (Kuznetsov, 2004). For small values of $\varepsilon = \sqrt{\mu - \mu_0}$ the periodic orbit that is born at the Hopf bifurcation can be approximated by

$$\mathbf{x}(t) = \mathbf{x}_0 + \varepsilon \operatorname{Re} [(\mathbf{u} + i\mathbf{v})e^{i\omega t}] + O(\varepsilon^2), \quad (3)$$

see Beyn et al. (2002). Without loss of generality we may assume that the corresponding complex eigenvectors $\mathbf{u} \pm i\mathbf{v}$ of the matrix $D\mathbf{f}(\mathbf{x}_0, \mu_0)$ have unit length. In the context of geophysical applications this first-order approximation of the periodic orbit can be interpreted as a wave-like perturbation imposed on a steady mean flow. The spatiotemporal properties of this wave can now be determined by the vectors $\mathbf{x}_0, \mathbf{u}, \mathbf{v}$ and the frequency ω .

3 Waves in the Lorenz-96 model

In this section we study waves in the Lorenz-96 model and how their spatiotemporal characteristics depend on the parameters n and F .

3.1 Traveling waves for $n \geq 4$ and $F > 0$

- 5 For all $n \in \mathbb{N}$ and $F \in \mathbb{R}$ the point $\mathbf{x}_F = (F, \dots, F)$ is an equilibrium solution of Eq. (1). This equilibrium represents a steady flow, and since all components are equal the flow is spatially uniform. The stability of \mathbf{x}_F is determined by the eigenvalues of the Jacobian matrix of Eq. (1). Note that the Lorenz-96 model is invariant under the symmetry $x_i \rightarrow x_{i+1}$ while taking into account the periodic boundary condition. As a consequence the Jacobian matrix evaluated at \mathbf{x}_F is circulant which means that each row is a right cyclic shift of the previous row, and so the matrix is completely determined by its first row. If we denote
- 10 this row by $(c_0, c_1, \dots, c_{n-1})$, then it follows from Gray (2006) that the eigenvalues of the circulant matrix can be expressed in terms of roots of unity $\rho_j = \exp(-2\pi i j/n)$ as follows:

$$\lambda_j = \sum_{k=0}^{n-1} c_k \rho_j^k, \quad j = 0, \dots, n-1. \quad (4)$$

An eigenvector corresponding to λ_j is given by

$$\mathbf{v}_j = \frac{1}{\sqrt{n}} \begin{pmatrix} 1 & \rho_j & \rho_j^2 & \cdots & \rho_j^{n-1} \end{pmatrix}^\top.$$

- 15 In particular, for the Lorenz-96 model in Eq. (1) the Jacobian matrix at \mathbf{x}_F has only three nonzero elements on its first row, viz. $c_0 = -1$, $c_1 = F$, $c_{n-2} = -F$. Hence, the eigenvalues λ_j can be expressed in terms of n and F as follows:

$$\lambda_j = -1 + F f(2\pi j/n) + F g(2\pi j/n) i,$$

where the functions f and g are defined as

$$\begin{aligned} f(x) &= \cos(x) - \cos(2x), \\ g(x) &= -\sin(x) - \sin(2x). \end{aligned} \quad (5)$$

- 20 For $F = 0$ the equilibrium \mathbf{x}_F is stable as $\text{Re } \lambda_j = -1$ for all $j = 0, \dots, n-1$. The real part of the eigenvalue λ_j changes sign if the equation

$$F = \frac{1}{f(2\pi j/n)} \quad (6)$$

is satisfied. The graph of f in Fig. 3 shows that for $F > 0$ Eq. (6) can have at most four solutions. Since f is symmetric around $x = \pi$ it follows that if j is a solution of Eq. (6) then so is $n-j$. This means that the equilibrium \mathbf{x}_F becomes unstable for

- 25 $F > 0$ when either a pair or a double pair of eigenvalues becomes purely imaginary. The main result is summarized in the following theorem.

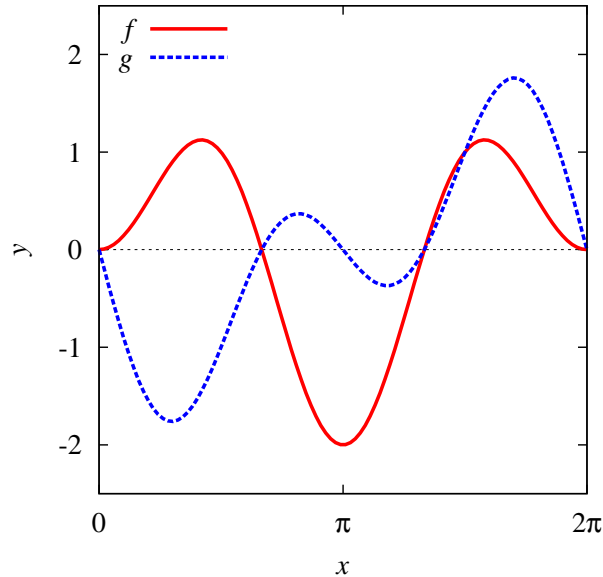


Figure 3. Graphs of the functions f and g as defined in Eq. (5). The eigenvalues of the equilibrium $\mathbf{x}_F = (F, \dots, F)$ are given by $\lambda_j = -1 + Ff(2\pi j/n) + Fg(2\pi j/n)i$ for $j = 0, \dots, n-1$. The shapes of the graphs of f and g imply that the equilibrium \mathbf{x}_F can only lose stability through either a Hopf or a double-Hopf bifurcation for $F > 0$, see main text.

Theorem 1. Assume that $n \geq 4$ and $l \in \mathbb{N}$ satisfies $0 < l < \frac{n}{2}, l \neq \frac{n}{3}$. Then the l -th eigenvalue pair $(\lambda_l, \lambda_{n-l})$ of the trivial equilibrium \mathbf{x}_F crosses the imaginary axis at the parameter value $F_H(l, n) := 1/f(2\pi l/n)$ and thus \mathbf{x}_F bifurcates through either a Hopf or a double-Hopf bifurcation. A double-Hopf bifurcation, with two pairs of eigenvalues crossing the imaginary axis, occurs if and only if there exist $l_1, l_2 \in \mathbb{N}$ such that

$$5 \quad \cos\left(\frac{2\pi l_1}{n}\right) + \cos\left(\frac{2\pi l_2}{n}\right) = \frac{1}{2}. \quad (7)$$

Otherwise, a Hopf bifurcation occurs. Moreover, the first Hopf bifurcation of \mathbf{x}_F is always supercritical.

The proof of Theorem 1 can be found in Van Kekem and Sterk (2018) in which also an expression for the first Lyapunov coefficient is derived which determines for which l the Hopf bifurcation is sub- or supercritical. Observe that Theorem 1 implies that a double-Hopf bifurcation occurs for $n = 10m$ (with $l_1 = m, l_2 = 3m, F = 2$) and $n = 12m$ (with $l_1 = 2m, l_2 = 3m, F = 1$). In Sect. 4 we will explain how double-Hopf bifurcations lead to the coexistence of two or more stable traveling waves with different wave numbers.

From the eigenvalues that cross the imaginary axis and the corresponding eigenvectors we can deduce the physical characteristics of the periodic orbit that arises after a Hopf bifurcation. When the l -th eigenvalue pair $(\lambda_l, \lambda_{n-l})$ crosses the imaginary

axis we can write

$$\lambda_l = \frac{g(2\pi l/n)}{f(2\pi l/n)}i = -\cot(\pi l/n)i, \quad \lambda_{n-l} = \bar{\lambda}_l = \cot(\pi l/n)i.$$

If we set $\omega = \cot(\pi l/n)$, then according to Eq. (3) an approximation of the periodic orbit is given by

$$\begin{aligned} x_j(t) &= F + \varepsilon \operatorname{Re} \frac{e^{i(\omega t - 2\pi i j l/n)}}{\sqrt{n}} + O(\varepsilon^2) \\ &= F + \frac{\varepsilon}{\sqrt{n}} \cos(\omega t - 2\pi j l/n) + O(\varepsilon^2). \end{aligned}$$

- 5 This is indeed the expression for a *traveling* wave in which the spatial wave number and the period are given by respectively l and $T = 2\pi/\omega = 2\pi \tan(\pi l/n)$. Thus the index of the eigenpair that crosses the imaginary axis determines the propagation characteristics of the wave.

Note that Hopf bifurcations of an *unstable* equilibrium will result in an unstable periodic orbit. Therefore, not all waves that are guaranteed to exist by Theorem 1 will be visible in numerical experiments. Equation (6) implies that for $F > 0$ the *first*

- 10 Hopf bifurcation occurs for the eigenpair $(\lambda_l, \lambda_{n-l})$ with index

$$l_1^+(n) = \operatorname{argmax}_{0 < j < n/3} f(2\pi j/n). \quad (8)$$

In Appendix A1 it is shown that, except for $n = 7$, the integer $l_1^+(n)$ satisfies the bounds

$$\frac{n}{6} \leq l_1^+(n) \leq \frac{n}{4}, \quad (9)$$

which means that the wave number increases linearly with the dimension n . Since the function f has a maximum at $x =$

- 15 $\arccos(\frac{1}{4})$ we have

$$\lim_{n \rightarrow \infty} \frac{2\pi l_1^+(n)}{n} = \arccos(\frac{1}{4}),$$

which is consistent with Eq. (9). As a corollary we find that the period of this wave tends to a finite limit as $n \rightarrow \infty$:

$$T_\infty = \lim_{n \rightarrow \infty} 2\pi \tan\left(\frac{\pi l_1^+(n)}{n}\right) = 2\pi \tan\left(\frac{1}{2} \arccos(\frac{1}{4})\right) \approx 4.867.$$

Figure 4 shows a graph of the period and the wave number as a function of n . Note that the period settles down on the value

- 20 T_∞ .

3.2 Traveling waves for odd $n \geq 4$ and $F < 0$

Now assume that n is odd. For $F < 0$ Eq. (6) has precisely two solutions which implies that the first bifurcation of \mathbf{x}_F is a supercritical Hopf bifurcation. The index of the first bifurcating eigenpair $(\lambda_l, \lambda_{n-l})$ follows by minimizing the value of the function f in Eq. 5:

- 25 $l_1^-(n) = \frac{n-1}{2}.$

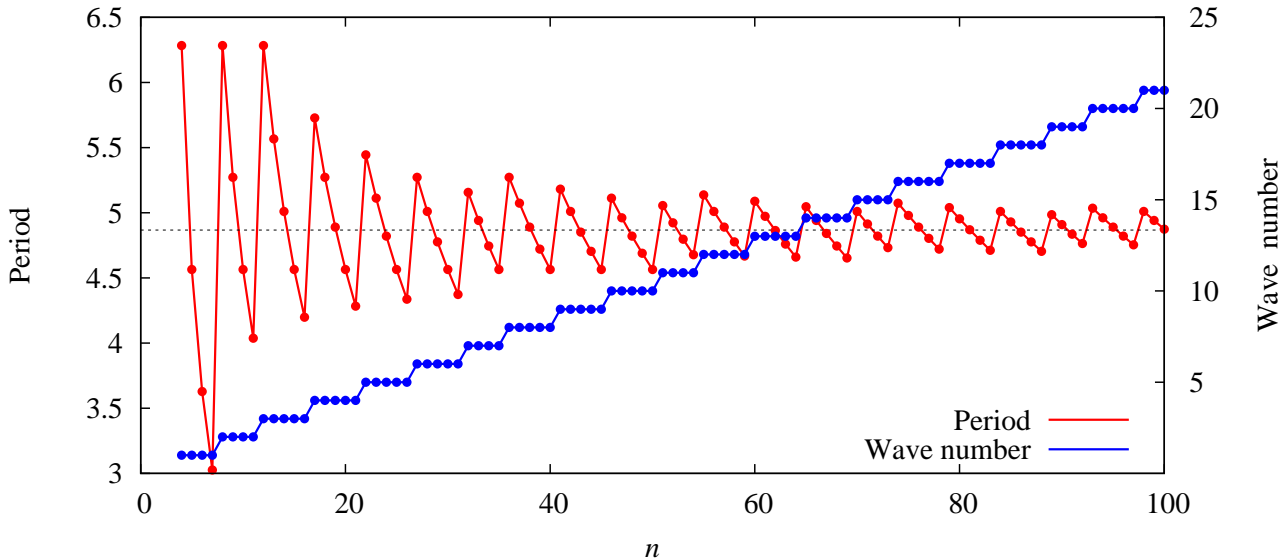


Figure 4. As the equilibrium $\mathbf{x}_F = (F, \dots, F)$ loses stability through a (double-)Hopf bifurcation for $F > 0$ a periodic attractor is born which represents a traveling wave. The spatial wave number increases linearly with n , whereas the period tends to a finite limit.

Again, the wave number increases linearly with n , but at a faster rate than in the case $F > 0$. Now the period of the wave is given by

$$T = 2\pi \tan\left(\frac{\pi(n-1)}{2n}\right) = O(4n),$$

where the last equality follows from the computations in Appendix A2. This implies that contrary to the case $F > 0$ the period increases monotonically with n and does not tend to a limiting value as $n \rightarrow \infty$.

Note that for even n and $F < 0$ the first bifurcation is *not* a Hopf bifurcation since $\lambda_{n/2} = -1 - 2F$ is a *real* eigenvalue that changes sign at $F = \frac{1}{2}$. Surprisingly, the case $n = 4$ is not analytically tractable. The case $n = 6$ will be studied analytically in Sect. 3.3. In Sect. 3.4 we will numerically study the bifurcations for other values of n and $F < 0$.

3.3 Stationary waves for $n = 6$ and $F < 0$

- 10 We now consider the dimension $n = 6$. At $F = -\frac{1}{2}$ the eigenvalue λ_3 changes sign. Note that the equilibrium \mathbf{x}_F *cannot* exhibit a saddle-node bifurcation since \mathbf{x}_F continues to exist for $F < -\frac{1}{2}$. Instead, at $F = -\frac{1}{2}$ there must be a branching point which is either a pitchfork or a transcritical bifurcation. If we try for $F < -\frac{1}{2}$ an equilibrium solution of the form $x_P = (a, b, a, b, a, b)$ then it follows that a and b must satisfy the equations

$$b(b-a) - a + F = 0,$$

$$a(a-b) - b + F = 0.$$

Of course $a = b = F$ is a solution to these equations, but this would lead to the already known equilibrium $x_F = (F, F, F, F, F, F)$.

There is an additional pair of solutions which is given by

$$\begin{aligned} a &= \frac{-1 + \sqrt{-1 - 2F}}{2}, \\ b &= \frac{-1 - \sqrt{-1 - 2F}}{2}. \end{aligned} \tag{10}$$

With these values of a and b we obtain two new equilibria $x_{P,1} = (a, b, a, b, a, b)$ and $x_{P,2} = (b, a, b, a, b, a)$ that exist for $F < -\frac{1}{2}$ in addition to the equilibrium x_F . This means that a pitchfork bifurcation occurs at $F = -\frac{1}{2}$.

As F decreases, each of the new equilibria $x_{P,1,2}$ may bifurcate again. We first consider the equilibrium $x_{P,1}$ for which the Jacobian matrix is given by

$$J = \begin{pmatrix} -1 & b & 0 & 0 & -b & b-a \\ a-b & -1 & a & 0 & 0 & -a \\ -b & b-a & -1 & b & 0 & 0 \\ 0 & -a & a-b & -1 & a & 0 \\ 0 & 0 & -b & b-a & -1 & b \\ a & 0 & 0 & -a & a-b & -1 \end{pmatrix}.$$

Note that J is no longer circulant: in addition to shifting each row in a cyclic manner, the values of a and b also need to be interchanged. In particular, this means that the eigenvalues can no longer be determined by means of Eq. (4). Symbolic manipulations with the computer algebra package Mathematica (Wolfram Research, Inc., 2016) show that an eigenvalue crossing occurs for $F = -\frac{7}{2}$ in which case $a = \frac{1}{2}(-1 + \sqrt{6})$ and $b = \frac{1}{2}(-1 - \sqrt{6})$ so that the characteristic polynomial of J is given by

$$\begin{aligned} \det(J - \lambda I) &= 468 + 219\lambda + 246\lambda^2 + 91\lambda^3 + 33\lambda^4 + 6\lambda^5 + \lambda^6 \\ &= (3 + \lambda^2)(12 + \lambda + \lambda^2)(13 + 5\lambda + \lambda^2). \end{aligned}$$

This expression shows that J has two purely imaginary eigenvalues $\pm i\sqrt{3}$ and the remaining four complex eigenvalues have negative real part. Therefore the equilibrium $x_{P,1}$ undergoes a Hopf bifurcation at $F = -\frac{7}{2}$. Numerical experiments with Mathematica show that the matrix $J - i\sqrt{3}I$ has a null vector of the form

$$v = \left(v_0 \quad v_1 \quad v_0 e^{2\pi i/3} \quad v_1 e^{2\pi i/3} \quad v_0 e^{-2\pi i/3} \quad v_1 e^{-2\pi i/3} \right)^\top,$$

where we can take

$$v_0 = 6\sqrt{2} + 2i \quad \text{and} \quad v_1 = 3\sqrt{2} + 5\sqrt{3} - (5 + \sqrt{6})i.$$

Hence, using Eq. (3) the periodic orbit can be approximated as

$$\begin{aligned}
x_0(t) &= \frac{-1 + \sqrt{6}}{2} + \frac{\varepsilon}{\|v\|} \operatorname{Re} v_0 e^{i\sqrt{3}t} + O(\varepsilon^2), \\
x_1(t) &= \frac{-1 - \sqrt{6}}{2} + \frac{\varepsilon}{\|v\|} \operatorname{Re} v_1 e^{i\sqrt{3}t} + O(\varepsilon^2), \\
x_2(t) &= \frac{-1 + \sqrt{6}}{2} + \frac{\varepsilon}{\|v\|} \operatorname{Re} v_0 e^{i(\sqrt{3}t + 2\pi/3)} + O(\varepsilon^2), \\
x_3(t) &= \frac{-1 - \sqrt{6}}{2} + \frac{\varepsilon}{\|v\|} \operatorname{Re} v_1 e^{i(\sqrt{3}t + 2\pi/3)} + O(\varepsilon^2), \\
x_4(t) &= \frac{-1 + \sqrt{6}}{2} + \frac{\varepsilon}{\|v\|} \operatorname{Re} v_0 e^{i(\sqrt{3}t - 2\pi/3)} + O(\varepsilon^2), \\
x_5(t) &= \frac{-1 - \sqrt{6}}{2} + \frac{\varepsilon}{\|v\|} \operatorname{Re} v_1 e^{i(\sqrt{3}t - 2\pi/3)} + O(\varepsilon^2).
\end{aligned} \tag{11}$$

Note that if $\varepsilon = \sqrt{-\frac{7}{2} - F}$ is sufficiently small, then $x_j(t)$ is always positive (resp. negative) for $j = 0, 2, 4$ (resp. $j = 1, 3, 5$).

This implies that the periodic orbit represents a *stationary* wave rather than a traveling wave. The period of the wave is

5 $T = 2\pi/\sqrt{3}$ and the spatial wave number is 3. These spatiotemporal properties are clearly visible in the left panel of Fig. 5.

The computations for the equilibrium $x_{P,2}$ are similar and show that *another* Hopf bifurcation takes place at $F = -\frac{7}{2}$. This

means that for $F < -\frac{7}{2}$ there exists a *second* stable periodic orbit which coexists with the stable periodic orbit born at the Hopf bifurcation of $x_{P,1}$. Its first-order approximation is almost identical to Eq. (11): only the numerators $1 - \sqrt{6}$ and $1 + \sqrt{6}$ need to

be interchanged and therefore the complete expression will be omitted. Hence, the two coexisting stable waves that arise from

10 the two Hopf bifurcations of the equilibria $x_{P,1}$ and $x_{P,2}$ have the same spatiotemporal properties, but they differ in spatial

phase which is indeed visible in the Hovmöller diagrams in Fig. 5. These results show how the pitchfork bifurcation changes

the mean flow and hence also the propagation characteristics of the wave. In the next section we will explore spatiotemporal

properties of waves for $F < 0$ and other even values of n .

3.4 Stationary waves for even $n \geq 4$ and $F < 0$

15 The case $n = 4$ turns out to be more complicated than the case $n = 6$. If $n = 4$, then the equilibrium $x_F = (F, F, F, F)$ under-

goes a pitchfork bifurcation at $F = -\frac{1}{2}$ since $\lambda_2 = 0$. Just as in the case $n = 6$ two new branches of equilibria appear which are given by

$$x_{P,1} = (a, b, a, b), \quad x_{P,2} = (b, a, b, a),$$

where a, b are again given by Eq. (10). The Jacobian matrix at the equilibrium $x_{P,1}$ is given by

$$20 \quad J = \begin{pmatrix} -1 & b & -b & b - a \\ a - b & -1 & a & -a \\ -b & b - a & -1 & b \\ a & -a & a - b & -1 \end{pmatrix}$$

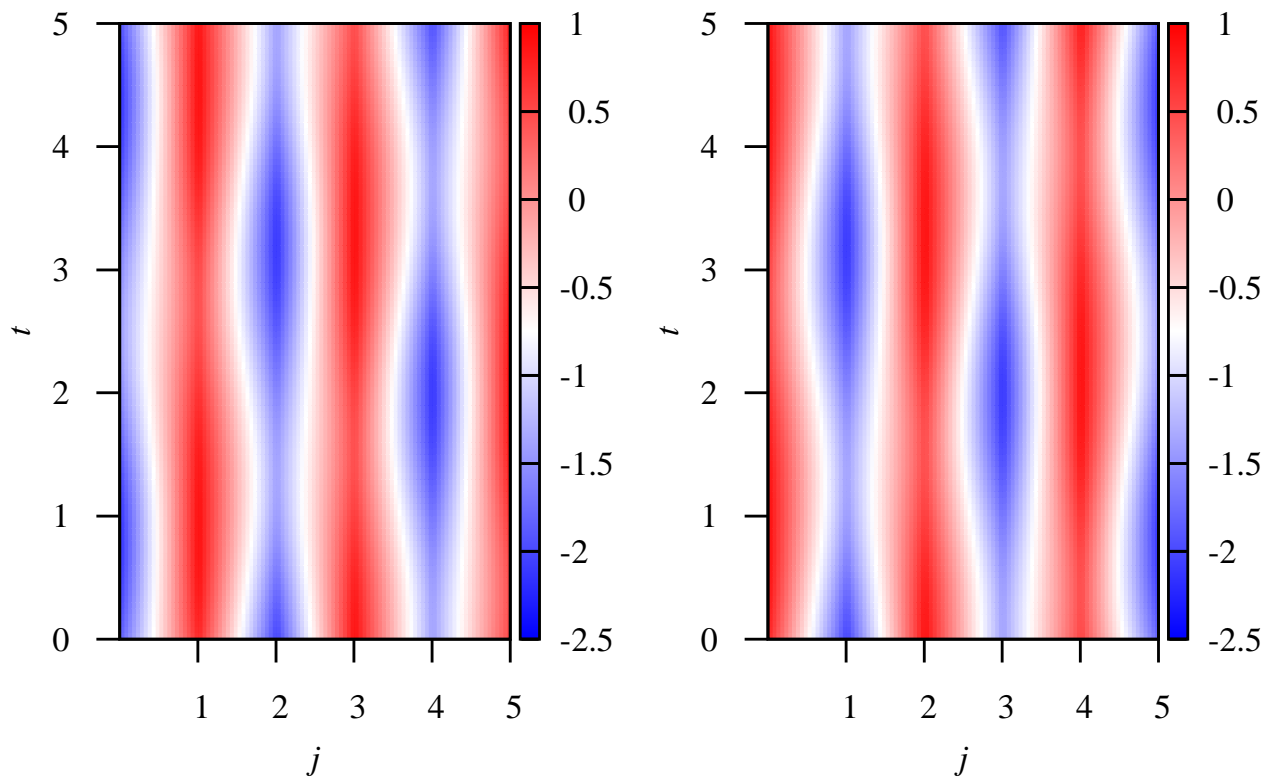


Figure 5. As Fig. 1, but for two periodic attractors for $n = 6$ and $F = -3.6$. These attractors are born at Hopf bifurcations of the equilibria $x_{P,1}$ (left) and $x_{P,2}$ (right) at $F = -7/2$. Note that the waves do not travel “eastward” or “westward”. The pitchfork bifurcation changed the mean flow which in turn changes the propagation of the wave.

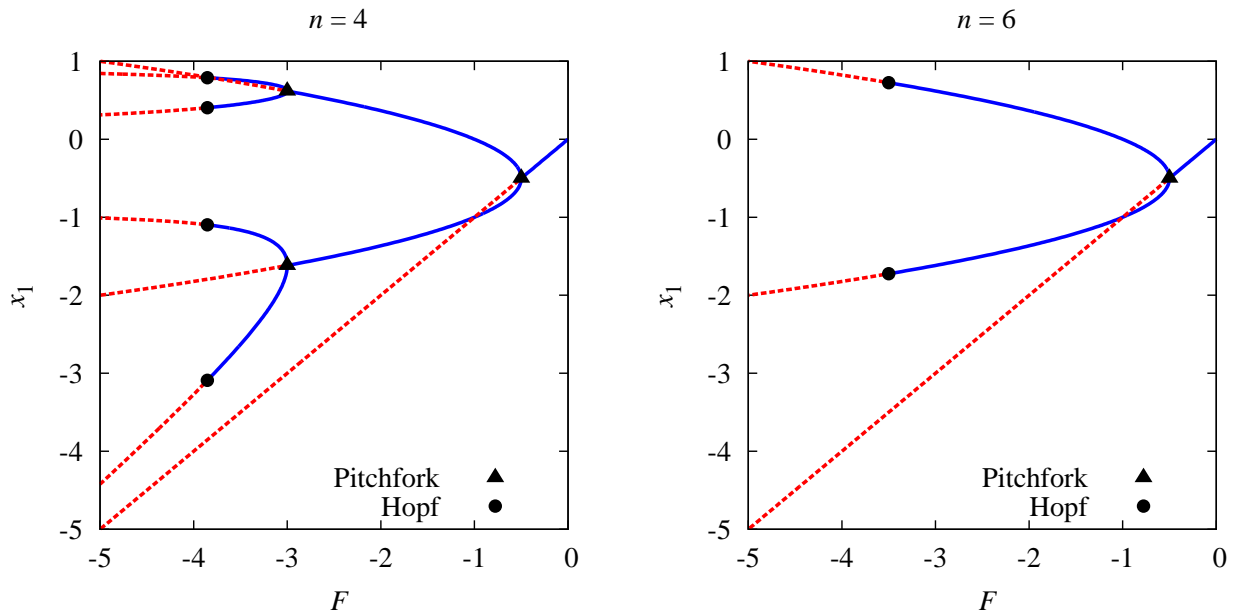


Figure 6. Bifurcation diagrams obtained by continuation of the equilibrium $\mathbf{x}_F = (F, \dots, F)$ for $F < 0$ for the dimensions $n = 4$ and $n = 6$. Stable (unstable) branches are marked by solid (dashed) lines. For $n = 4$ two pitchforks in a row occur before the Hopf bifurcation, whereas for $n = 6$ only one pitchfork occurs before the Hopf bifurcation. The bifurcation diagram for $n = 4k$ with $k \in \mathbb{N}$ (resp. $n = 4k + 2$) is qualitatively similar to the bifurcation diagram for $n = 4$ (resp. $n = 6$), see the main text.

For $F = -3$, in which case $a = (-1 + \sqrt{5})/2$ and $b = (-1 - \sqrt{5})/2$, the characteristic polynomial of the matrix J is given by

$$\det(J - \lambda I) = \lambda(30 + 13\lambda + 4\lambda^2 + \lambda^3),$$

which implies that a real eigenvalue of J becomes zero at $F = -3$. For the equilibrium $x_{P,2}$ we obtain the same result. Since the equilibria $x_{P,1}$ and $x_{P,2}$ continue to exist for $F < -3$ a saddle-node bifurcation is ruled out. Numerical continuation using the software package AUTO-07p (Doedel and Oldeman, 2007) shows that again a pitchfork bifurcation takes place at $F = -3$. It is not feasible to derive analytic expressions for the new branches of equilibria as in Eq. (10). Continuation of the four branches while monitoring their stability indicates that at $F \approx -3.853$ in total four Hopf bifurcations occur (one at each branch). Figure 6 shows the bifurcation diagrams for the cases $n = 4$ and $n = 6$.

The question is whether the results described above persist for even dimensions $n > 6$. To that end we conducted the following numerical experiment. For all even dimensions $4 \leq n \leq 50$ we used the software package AUTO-07p to numerically continue the equilibrium $\mathbf{x}_F = (F, \dots, F)$ for $F < 0$ while monitoring the eigenvalues to detect bifurcations. At each pitchfork bifurcation we performed a branch switch in order to follow the new branches of equilibria and detect their bifurcations. Once a Hopf bifurcation is detected we can compute the period of the wave as $T = 2\pi/\omega$ from the eigenvalue pair $\pm\omega i$. The results of this experiment reveal that the cases $n = 4k$ and $n = 4k + 2$ are different both qualitatively and quantitatively.

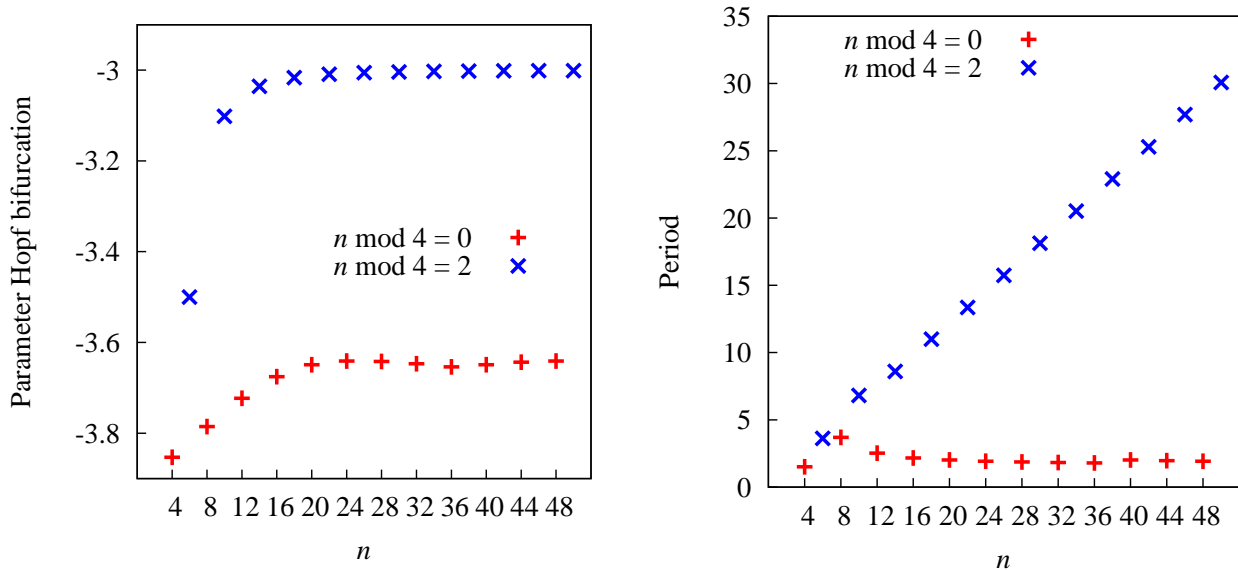


Figure 7. Parameter values of the first Hopf bifurcation (left) and the periods of the periodic attractor (right) that appears after the Hopf bifurcation for $F < 0$ and even values of the dimension n . For clarity the cases $n = 4k$ and $n = 4k + 2$ have been marked with different symbols in order to emphasize the differences between the two cases.

If $n = 4k + 2$ for some $k \in \mathbb{N}$, then one pitchfork bifurcation occurs at $F = -0.5$. This follows directly from Eq. (4) for the eigenvalues of the equilibrium \mathbf{x}_F : for even n we have $\lambda_{n/2} = -1 - 2F$ which changes sign at $F = -\frac{1}{2}$. From the pitchfork bifurcation two new branches of stable equilibria emanate. Each of these equilibria is of the form

$$(a, b, a, b, a, b, \dots) \quad (12)$$

- 5 with $a > 0$ and $b < 0$; the other equilibrium just follows by interchanging a and b . Each of the two equilibria undergoes a Hopf bifurcation, which leads to the coexistence of two stable waves. Figure 7 (left panel) suggests that the value of F at which this bifurcation occurs is not constant, but tends to -3 as $n \rightarrow \infty$. The period of the periodic attractor that is born at the Hopf bifurcation increases almost linearly with n : fitting the function $T(n) = \alpha + \beta n$ to the numerically computed periods gives $\alpha = 0.36$ and $\beta = 0.59$, see Fig. 7 (right panel).

- 10 If $n = 4k$ for some $k \in \mathbb{N}$, then *two* Pitchfork bifurcations in a row occur at $F = -0.5$ and $F = -3$. After the second pitchfork bifurcation there are four branches of equilibria. Each of these equilibria is of the form

$$(a, b, c, d, a, b, c, d, \dots) \quad (13)$$

where a , b , c , and d alternate in sign; the other equilibria are obtained by applying a circulant shift. Each of the four stable equilibria undergoes a Hopf bifurcation at the same value of the parameter F , which leads to the coexistence of four stable

waves. Figure 7 (left panel) suggests that the value of F at which this bifurcation occurs is not constant, but tends to -3.64 as $n \rightarrow \infty$. Contrary to the case $n = 4k + 2$, the period of the periodic attractor that appears after the Hopf bifurcation settles down and tends to 1.92 as $n \rightarrow \infty$.

In spite of the aforementioned quantitative differences between the cases $n = 4k + 2$ and $n = 4k$, the wave numbers depend in the same way on n in both cases. Equations (12) and (13) show that the n components of the equilibrium that undergoes the Hopf bifurcation alternate in sign. Therefore, sufficiently close to the Hopf bifurcation the components $x_0(t), \dots, x_{n-1}(t)$ of the periodic orbit will also alternate in sign. Hence, the resulting stationary waves consists of $n/2$ “troughs” and “ridges” which means that their wave number equals $n/2$.

4 Multi-stability: coexistence of waves

The results of Sect. 3.4 show that for even n and $F < 0$ either two or four stable periodic orbits coexist for the same parameter values. This phenomenon is referred to as *multi-stability* in the dynamical systems literature. An overview of the wide range of applications of multi-stability in different disciplines of science is given by Feudel (2008).

Multi-stability also occurs when $F > 0$, but for a very different reason. For $n = 12$, Theorem 1 implies that the first bifurcation of the equilibrium $\mathbf{x}_F = (F, \dots, F)$ for $F > 0$ is *not* a Hopf bifurcation, but a double-Hopf bifurcation. Indeed, at $F = 1$ we have two pairs of purely imaginary eigenvalues, namely $(\lambda_2, \lambda_{10}) = (-i\sqrt{3}, i\sqrt{3})$ and $(\lambda_3, \lambda_9) = (-i, i)$. Note that the double-Hopf bifurcation is a codimension-2 bifurcation which means that generically two parameters must be varied in order for the bifurcation to occur (Kuznetsov, 2004). However, symmetries such as those in the Lorenz-96 model can reduce the codimension of a bifurcation.

In previous work (Van Kekem and Sterk, 2018) we have introduced an embedding of the Lorenz-96 model in a 2-parameter family by adding a diffusion-like term multiplied by an additional parameter G :

$$\frac{dx_j}{dt} = x_{j-1}(x_{j+1} - x_{j-2}) - x_j + G(x_{j-1} - 2x_j + x_{j+1}) + F, \quad j = 0, \dots, n-1. \quad (14)$$

Note that by setting $G = 0$ we retrieve the original Lorenz-96 model in Eq. (1). Since the Jacobian matrix of Eq. (14) is again a circulant matrix we can use Eq. (4) to determine its eigenvalues:

$$\lambda_j = -1 - 2G(1 - \cos(2\pi j/n)) + Ff(2\pi j/n) + Fg(2\pi j/n)i \quad (15)$$

Also note that $\mathbf{x}_F = (F, \dots, F)$ remains an equilibrium solution of Eq. (14) for all (F, G) . The Hopf bifurcations of \mathbf{x}_F described in Theorem 1 now occur along the lines

$$G = \frac{Ff(2\pi j/n) - 1}{2(1 - \cos(2\pi j/n))}, \quad (16)$$

and the intersection of two such lines leads to a double-Hopf bifurcation.

Figure 8 shows a local bifurcation diagram of the 2-parameter Lorenz-96 model in the (F, G) -plane for $n = 12$ which was numerically computed using MATCONT (Dhooge et al., 2011). A double-Hopf point is located at $(F, G) = (1, 0)$ which is

indeed implied by Theorem 1. The normal form of a double-Hopf bifurcation depends on the values of two coefficients which determine the unfolding of the bifurcation. In total, there are eleven different bifurcation scenarios to consider. The normal form computation of the double-Hopf bifurcation for $n = 12$ and $(F, G) = (1, 0)$ in Van Kekem and Sterk (2018) shows that the unfolding of this particular case is of “type I in the simple case” as described by Kuznetsov (2004). This means that from the double-Hopf point only two curves of Neïmark-Sacker bifurcations emanate. In discrete-time dynamical systems a Neïmark-Sacker bifurcation is the birth of a closed invariant curve when a fixed point changes stability through a pair of complex eigenvalues crossing the unit circle in the complex plane. From a continuous-time system, such as eq. (14), we can construct a discrete-time dynamical system by defining a Poincaré return map of a periodic orbit, in which case a Neïmark-Sacker bifurcation refers to the birth of an invariant 2-dimensional torus when the periodic orbit changes stability by a pair of Floquet multipliers crossing the unit circle in the complex plane.

In order to explain the dynamics in a neighbourhood around the double-Hopf point, we now use Fig. 8 to describe the successive bifurcations that occur for $G = 0.1$ fixed and increasing F . At $F = 1.1$ the equilibrium x_F becomes unstable through a supercritical Hopf bifurcation (the blue line given by $G = F - 1$) and a stable periodic orbit with wave number 2 is born. At $F = 1.2$ the now unstable equilibrium undergoes second Hopf bifurcation (the red line given by $G = \frac{1}{2}(F - 1)$) and an unstable periodic orbit with wave number 3 is born. The latter periodic orbit becomes *stable* at $F \approx 1.58$ through a subcritical Neïmark-Sacker bifurcation (orange curve) and an unstable 2-dimensional invariant torus is born. Hence, for parameter values $F > 1.58$ two stable waves with wave numbers 2 and 3 coexist until one of these waves becomes unstable in a bifurcation. For all fixed values of $0 < G < 0.15$ the same bifurcation scenario occurs, but the values of F are different. For $-0.06 < G < 0$ the roles of the two Hopf bifurcations and periodic orbits have to be interchanged.

The scenario described above shows how the presence of two subcritical Neïmark-Sacker bifurcation emanating from a double-Hopf bifurcation determines a region of the (F, G) -plane in which two stable periodic orbits coexist with an unstable 2-dimensional invariant torus. We will refer to this region as the “multi-stability lobe”. The scenario described above is not limited to the special case of the Lorenz-96 model, but occurs near a double-Hopf bifurcation of type I in any dynamical system (Kuznetsov, 2004).

Double-Hopf bifurcations are abundant in the 2-parameter Lorenz-96 model of Eq. (14). The lines described in Eq. (16) have a different slope for all $0 < j < n/2$ and $j \neq n/3$, and hence they mutually intersect each other. This implies that the number of double-Hopf points in the (F, G) -plane grows quadratically with n , see Appendix A3. However, not all these points will have an influence on the dynamics: if x_F is already unstable, then any dynamical object born through the double-Hopf bifurcation will also be unstable. In what follows, we only consider the double-Hopf bifurcations through which x_F can change from stable to unstable. We can find such points as follows. Starting from the line in Eq. (16) with $j = l_1^+(n)$ as defined by Eq. (8), we first compute double-Hopf points by computing the intersections with all other lines. From these intersections we select those that satisfy the condition $\max\{\text{Re } \lambda_j : j = 0, \dots, n - 1\} = 0$.

Figure 9 shows the G -coordinates of these double-Hopf points as a function of n . Clearly, for large n there exist double-Hopf points which are very close to the F -axis which suggests that the multi-stability lobe that emanates from such points can intersect the F -axis and hence influence the dynamics of the original Lorenz-96 model for $G = 0$. Moreover, Fig. 9 shows that

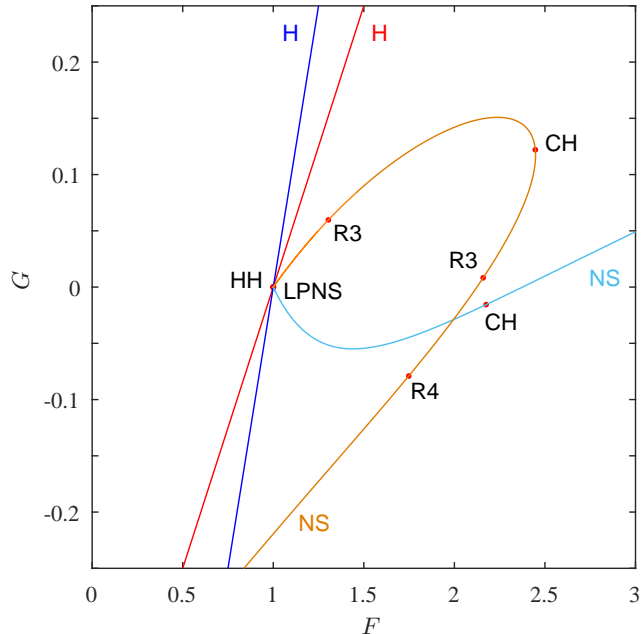


Figure 8. Bifurcation diagram of the 2-parameter system (14) in the (F, G) -plane for $n = 12$. A double-Hopf bifurcation point is located at the point $(F, G) = (1, 0)$ due to the intersection of two Hopf bifurcation lines. From this codimension-2 point two Neïmark-Sacker bifurcation curves emanate which bound a “lobe-shaped” region in which two periodic attractors coexist.

for $n > 12$ there are always *two* double-Hopf points by which x_F can change from stable to unstable. It is then possible that two multi-stability lobes intersect each other which leads to a region in the (F, G) -plane in which at least three stable waves coexist.

Figures 10–12 show bifurcation diagrams of three periodic orbits as a function of F for $G = 0$ for $n = 40, 60, 80$. For each
5 periodic orbit the continuation is started from a Hopf bifurcation of the equilibrium x_F . If x_F is unstable, then so will be the periodic orbit. However, when the boundary of a multi-stability lobe is crossed a Neïmark-Sacker bifurcation occurs by which a periodic orbit can gain stability. For specific intervals of the parameter F three stable periodic orbits coexist. Since Fig. 9 shows that for large values of n the double-Hopf bifurcations are close to the F -axis, we expect that the coexistence of three or more stable waves is typical for the Lorenz-96 model.

10 The double-Hopf bifurcation has been reported in many works on fluid dynamical models. A few examples are baroclinic flows (Moroz and Holmes, 1984), rotating cylinder flows (Marqués et al., 2002, 2003), Poiseuille flows (Avila et al., 2006), rotating annulus flows (Lewis and Nagata, 2003; Lewis, 2010), and quasi-geostrophic flows (Lewis and Nagata, 2005). In all of these examples, the coexistence of multiple waves is reported where the nature of these waves depends on the specific model.

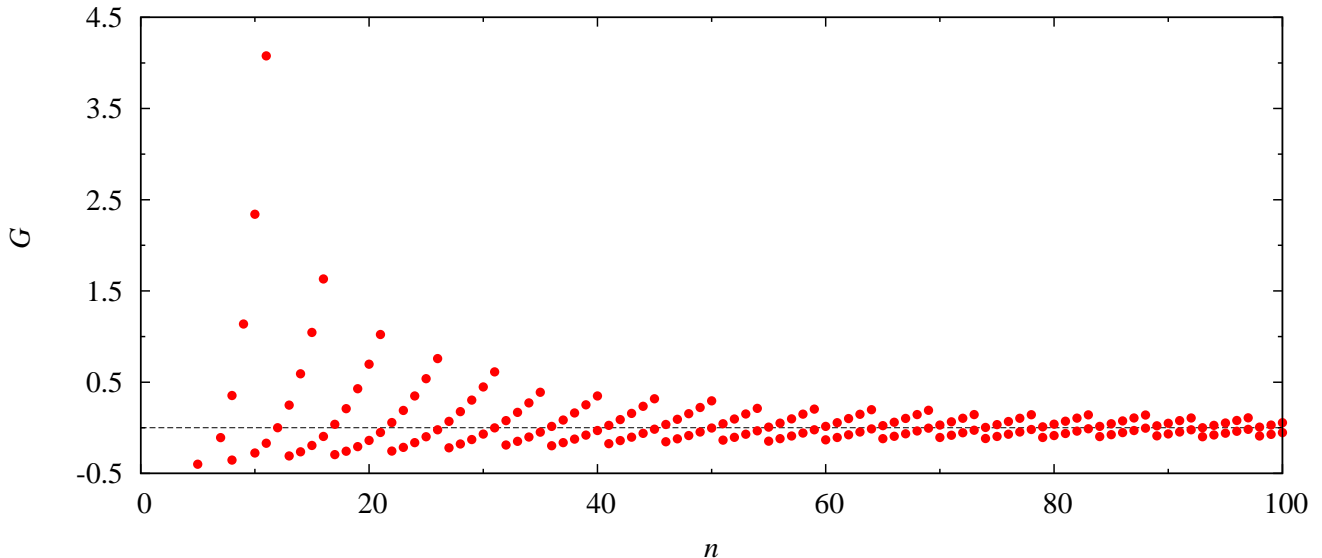


Figure 9. G -coordinates of double-Hopf points as a function of n . Only those double-Hopf points are shown which destabilize the equilibrium \mathbf{x}_F . For large values of n the double-Hopf bifurcations are close to the F -axis in the (F, G) -plane, which means that these points are likely to affect the dynamics of the Lorenz-96 model for $G = 0$.

5 Conclusions

In this paper we have studied spatiotemporal properties of waves in the Lorenz-96 model and their dependence on the dimension n . For $F > 0$ the first bifurcation of the equilibrium $\mathbf{x}_F = (F, \dots, F)$ is either a supercritical Hopf or a double-Hopf bifurcation and the periodic attractor born at the Hopf bifurcation represents a traveling wave. The spatial wave number is determined by the index of the eigenpair that crosses the imaginary axis and increases linearly with n , but the period tends to a finite limit as $n \rightarrow \infty$. For $F < 0$ and n odd the first bifurcation of \mathbf{x}_F is always a supercritical Hopf bifurcation and the periodic attractor that appears after the bifurcation is again a traveling wave. In this case the wave number equals $(n - 1)/2$ and the period is $O(4n)$.

For n even and $F < 0$ the first bifurcation of \mathbf{x}_F is a pitchfork bifurcation which occurs at $F = -\frac{1}{2}$ and leads to two stable equilibria. If $n = 4k + 2$ for some $k \in \mathbb{N}$, then each of these equilibria undergoes a Hopf bifurcation which leads to the coexistence of two stationary waves. The role of the pitchfork bifurcation is to change the mean flow which in turn changes the propagation of the wave. If $n = 4k$ for some $k \in \mathbb{N}$, then two pitchfork bifurcations take place at $F = -\frac{1}{2}$ and $F = -3$ before a Hopf bifurcation occurs which leads to the coexistence of four stationary waves.

The occurrence of pitchfork bifurcations before the Hopf bifurcation leads to multi-stability, i.e. the coexistence of different waves for the same parameter settings. A second scenario that leads to multi-stability is via the double-Hopf bifurcation. For $n = 12$ the equilibrium \mathbf{x}_F loses stability through a double-Hopf bifurcation. By adding a second parameter G to the Lorenz-96

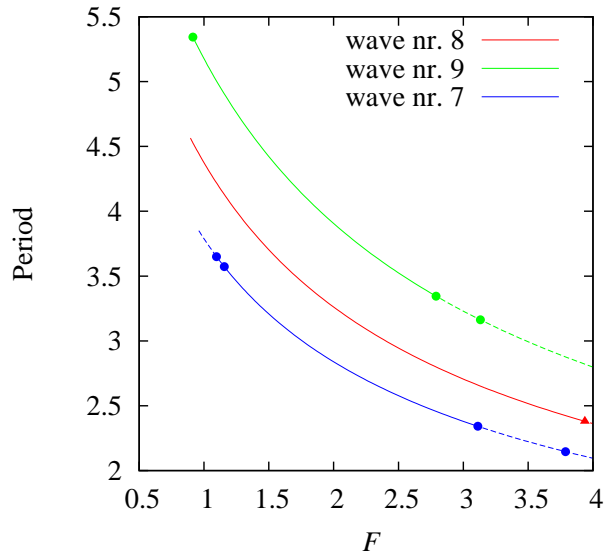


Figure 10. Continuation of periodic orbits for $n = 40$ and $G = 0$. The period of the orbit is plotted as a function of F . Stable (resp. unstable) orbits are indicated by solid (resp. dashed) lines. Circles denote Neimark-Sacker bifurcations and triangles denote period doubling bifurcations. The Hopf bifurcations generating the waves with wave numbers 8, 9, 7 occur at respectively $F = 0.894$, $F = 0.902$, and $F = 0.959$. Clearly, for $1.15 < F < 2.79$ three stable periodic orbits coexist.

model we have studied the unfolding of this codimension-2 bifurcation. Two Neimark-Sacker bifurcation curves emanating from the double-Hopf point bound a lobe-shaped region in the (F, G) -plane in which two stable traveling waves with different wave numbers coexist. For dimensions $n > 12$ we find double-Hopf bifurcations *near* the F -axis, which can create two multi-stability lobes intersecting each other, and in turn this can lead to the coexistence of *three* stable waves coexisting for $G = 0$ and a range of F -values. Hence, adding a parameter G to the Lorenz-96 model helps to explain the dynamics which is observed in the original model for $G = 0$.

Our results provide a coherent overview of the spatiotemporal properties of the Lorenz-96 model for $n \geq 4$ and $F \in \mathbb{R}$. Since the Lorenz-96 model is often used as a model for testing purposes, our results can be used to select the most appropriate values of n and F for a particular application. The periodic attractors representing traveling or stationary waves can bifurcate into chaotic attractors representing irregular versions of these waves, and their spatiotemporal properties are inherited from the periodic attractor, see for example Fig. 1 and Fig. 2. This means that our results on the spatiotemporal properties of waves apply to broader parameter ranges of the parameter F than just in a small neighbourhood of the Hopf bifurcation.

The results presented in this paper also illustrate another important point: both qualitative and quantitative aspects of the dynamics of the Lorenz-96 model depend on the parity of n . This phenomenon also manifests itself in discretized partial differential equations. For example, for discretisations of Burgers' equation Basto et al. (2006) observed that for odd degrees of

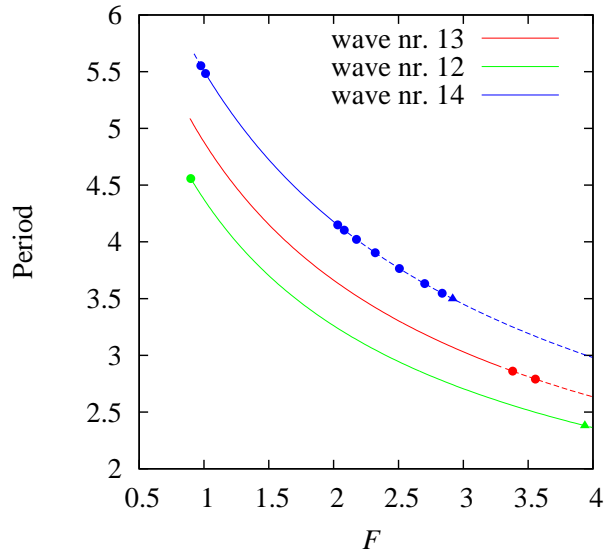


Figure 11. As Fig. 10, but for $n = 60$. For $1.01 < F < 2.03$ three stable periodic orbits coexist. The Hopf bifurcations generating the waves with wave numbers 13, 12, 14 occur at respectively $F = 0.891$, $F = 0.894$, and $F = 0.923$.

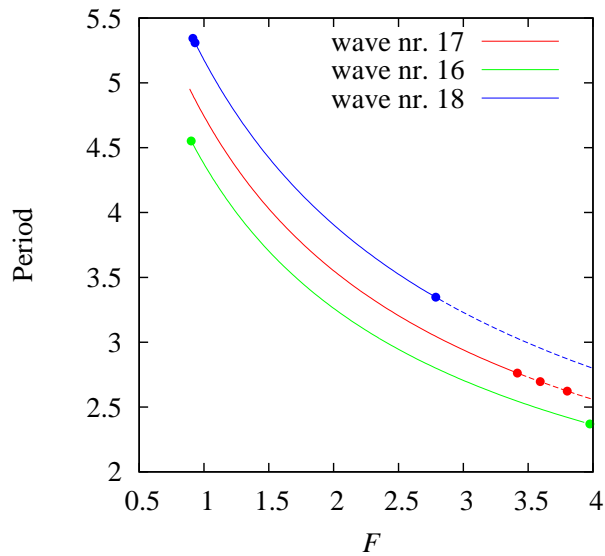


Figure 12. As Fig. 10, but for $n = 80$. For $0.93 < F < 2.78$ three stable periodic orbits coexist. The Hopf bifurcations generating the waves with wave numbers 17, 16, 18 occur at respectively $F = 0.889$, $F = 0.894$, and $F = 0.902$.

freedom the dynamics was confined to an invariant subspace, whereas for even degrees of freedom this was not the case. For the Lorenz-96 model the parity of n also determines the possible symmetries of the model. We will investigate these symmetries, and their consequences on bifurcation sequences using techniques from equivariant bifurcation theory in forthcoming work (Van Kekem and Sterk, 2017).

- 5 *Code availability.* The scripts used for continuation with AUTO-07p are available upon request from Alef Sterk.

Appendix A

A1 Bounds on the wave number for $F > 0$

- 10 First note that for all $n \geq 4$, with the exception of $n = 7$, there exists at least one integer $j \in [\frac{n}{6}, \frac{n}{4}]$. Indeed, for $n = 4, 5, 6$ this follows by simply taking $j = 1$, and for $n = 8, 9, 10, 11$ this follows by taking $j = 2$. For $n \geq 12$ it follows from the fact that the interval $[\frac{n}{6}, \frac{n}{4}]$ has a width larger than 1 and hence must contain an integer. We now claim that these observations also imply that

$$l^+(n) = \arg \max_{0 < j < n/3} f(2\pi j/n) \in [\frac{n}{6}, \frac{n}{4}], \quad n \neq 7.$$

Note that $x \in [\frac{\pi}{3}, \frac{\pi}{2}]$ implies that $f(x) \geq 1$ and $x \in (0, \frac{\pi}{3}) \cup (\frac{\pi}{2}, \frac{2\pi}{3})$ implies $0 < f(x) < 1$. Moreover, $j \in [\frac{n}{6}, \frac{n}{4}]$ implies that $\frac{2\pi j}{n} \in [\frac{\pi}{3}, \frac{\pi}{2}]$. Therefore, $f(2\pi j/n)$ is maximized for some integer $j \in [\frac{n}{6}, \frac{n}{4}]$.

- 15 **A2 Asymptotic period for even n and $F < 0$**

Using l'Hopital's 0/0 rule gives

$$\begin{aligned} \lim_{x \rightarrow \pi/2} (\frac{1}{2}\pi - x) \tan(x) &= \lim_{x \rightarrow \pi/2} \frac{(\frac{1}{2}\pi - x) \sin(x)}{\cos(x)} \\ &= \lim_{x \rightarrow \pi/2} \frac{-\sin(x) + (\frac{1}{2}\pi - x) \cos(x)}{-\sin(x)} \\ &= 1. \end{aligned}$$

Writing $x = \pi/2 - \pi/2n$ implies

$$\lim_{n \rightarrow \infty} \frac{2\pi \tan\left(\frac{\pi}{2} - \frac{\pi}{2n}\right)}{4n} = 1,$$

- 20 which in particular implies that

$$2\pi \tan\left(\frac{\pi}{2} - \frac{\pi}{2n}\right) = O(4n).$$

A3 The number of Hopf and double-Hopf bifurcations

The number of Hopf bifurcations of the equilibrium $x_F = (F, \dots, F)$ for a given dimension n is exactly equal to the number of conjugate eigenvalue pairs which satisfy Theorem 1:

$$N_H = \begin{cases} \lceil \frac{n}{2} \rceil - 1 & \text{if } n \neq 3m, \\ \lceil \frac{n}{2} \rceil - 2 & \text{if } n = 3m, \end{cases} \quad (\text{A1})$$

- 5 where we need the ceiling-function if n is odd. Note that if n is a multiple of 3, then $f(\frac{2\pi n}{3}) = g(\frac{2\pi n}{3}) = 0$ which does give a proper complex conjugate pair crossing the imaginary axis and hence the number of Hopf bifurcations has to be decreased by 1.

For the 2-parameter system we can count the number of double-Hopf bifurcations by counting the intersections of the lines in Eq. (16). Since all the lines have a different slope, the number of such intersections is given by

$$10 \quad N_{HH} = \frac{1}{2} N_H (N_H - 1) = \begin{cases} \frac{1}{2} (\lceil \frac{n}{2} \rceil - 1) (\lceil \frac{n}{2} \rceil - 2) & \text{if } n \neq 3m, \\ \frac{1}{2} (\lceil \frac{n}{2} \rceil - 2) (\lceil \frac{n}{2} \rceil - 3) & \text{if } n = 3m, \end{cases} \quad (\text{A2})$$

which shows that the number of double-Hopf points grows quadratically with n .

Author contributions. Dirk van Kekem performed the research on traveling waves and investigated the dynamics near the double-Hopf bifurcations. Alef Sterk performed the research on stationary waves and prepared the manuscript.

Competing interests. The authors declare that they have no conflict of interest.

References

- Avila, M., Meseguer, A., and Marqués, F.: Double Hopf bifurcation in corotating spiral Poiseuille flow, *Physics of Fluids*, 18, 064 101, 2006.
- Basnarkov, L. and Kocarev, L.: Forecast improvement in Lorenz 96 system, *Nonlinear Processes in Geophysics*, 19, 569–575, 2012.
- Basto, M., Semiao, V., and Calheiros, F.: Dynamics in spectral solutions of Burgers equation, *Journal of Computational and Applied Mathematics*, 205, 296–304, 2006.
- 5 Beyn, W., Champneys, A., Doedel, E., Kuznetsov, Y., Govaerts, W., and Sandstede, B.: Numerical continuation, and computation of normal forms., in: *Handbook of Dynamical Systems, Volume 2*, edited by Fiedler, B., pp. 149–219, Elsevier, 2002.
- Danforth, C. and Yorke, J.: Making Forecasts for Chaotic Physical Processes, *Physical Review Letters*, 96, 144 102, 2006.
- De Leeuw, B., Dubinkina, S., Frank, J., Steyer, A., Tu, X., and Van Vleck, E.: Projected shadowing-based data assimilation, arXiv preprint arXiv:1707.09264, 2017.
- 10 Dhooge, A., Govaerts, W., Kuznetsov, Y., Meijer, H., Mestrom, W., Riet, A., and Sautois, B.: MATCONT and CL_MATCONT: Continuation toolboxes in MATLAB, Gent University and Utrecht University, 2011.
- Dieci, L., Jolly, M., and Van Vleck, E.: Numerical techniques for approximating Lyapunov exponents and their implementation, *Journal of Computational and Nonlinear Dynamics*, 6, 011 003, 2011.
- 15 Dijkstra, H.: *Nonlinear physical oceanography: a dynamical systems approach to the large scale ocean circulation and El Niño*, Springer, second edn., 2005.
- Dijkstra, H., Frankcombe, L., and Von der Heydt, A.: A stochastic dynamical systems view of the Atlantic Multidecadal Oscillation, *Philosophical Transactions of the Royal Society A*, 366, 2545–2560, 2008.
- Doedel, E. and Oldeman, B.: AUTO–07p: continuation and bifurcation software for ordinary differential equations, Concordia University, Montreal, Canada, 2007.
- 20 Feudel, U.: Complex dynamics in multistable systems, *International Journal of Bifurcation and Chaos*, 18, 1607–1626, 2008.
- Frank, M., Mitchell, L., Dodds, P., and Danforth, C.: Standing swells surveyed showing surprisingly stable solutions for the Lorenz '96 model, *International Journal of Bifurcation and Chaos*, 24, 1430 027, 2014.
- Frankcombe, L., Dijkstra, H., and Von der Heydt, A.: Noise induced multidecadal variability in the North Atlantic: excitation of normal modes, *Journal of Physical Oceanography*, 39, 220–233, 2009.
- 25 Gallavotti, G. and Lucarini, V.: Equivalence of non-equilibrium ensembles and representation of friction in turbulent flows: the Lorenz 96 model, *Journal of Statistical Physics*, 156, 1027–1065, 2014.
- Gray, R.: Toeplitz and circulant matrices: a review, *Foundations and Trends in Communications and Information Theory*, 2, 155–239, 2006.
- Hallerberg, S., Pazó, D., López, J., and Rodríguez, M.: Logarithmic bred vectors in spatiotemporal chaos: structure and growth, *Physical Review E*, 81, 066 204, 2010.
- 30 Hansen, J. and Smith, L.: The role of operational constraints in selecting supplementary observations, *Journal of the Atmospheric Sciences*, 57, 2859–2871, 2000.
- Haven, K., Majda, A., and Abramov, R.: Quantifying predictability through information theory: small sample estimation in a non-Gaussian framework, *Journal of Computational Physics*, 206, 334–362, 2005.
- 35 Holland, M., Vitolo, R., Rabassa, P., Sterk, A., and Broer, H.: Extreme value laws in dynamical systems under physical observables, *Physica D: Nonlinear Phenomena*, 241, 497–513, 2012.

- Holland, M., Rabassa, P., and Sterk, A.: Quantitative recurrence statistics and convergence to an extreme value distribution for non-uniformly hyperbolic dynamical systems, *Nonlinearity*, 29, 2355–2394, 2016.
- Karimi, A. and Paul, M.: Extensive chaos in the Lorenz-96 model, *Chaos: An Interdisciplinary Journal of Nonlinear Science*, 20, 043 105, 2010.
- 5 Kuznetsov, Y.: *Elements of Applied Bifurcation Theory*, vol. 112 of *Applied Mathematical Sciences*, New York: Springer-Verlag, 3rd edn., 2004.
- Lewis, G.: Mixed-mode solutions in an air-filled differentially heated rotating annulus, *Physica D: Nonlinear Phenomena*, 239, 1843–1854, 2010.
- Lewis, G. and Nagata, W.: Double Hopf bifurcations in the differentially heated rotating annulus, *SIAM Journal on Applied Mathematics*, 10 63, 1029–1055, 2003.
- Lewis, G. and Nagata, W.: Double Hopf bifurcations in the quasigeostrophic potential vorticity equations, *Dynamics of Continuous, Discrete and Impulsive Systems Series B: Applications and Algorithms*, 12, 783–807, 2005.
- Lorenz, E.: Deterministic nonperiodic flow, *Journal of the Atmospheric Sciences*, 20, 130–141, 1963.
- Lorenz, E.: Designing chaotic models, *Journal of the Atmospheric Sciences*, 62, 1574–1587, 2005.
- 15 Lorenz, E. and Emanuel, K.: Optimal sites for supplementary weather observations: simulations with a small model, *Journal of the Atmospheric Sciences*, 55, 399–414, 1998.
- Lorenz, E. N.: Predictability—A problem partly solved, in: *Predictability of Weather and Climate*, edited by Palmer, T. N. and Hagedorn, R., pp. 40–58, Cambridge University Press, 2006.
- Lucarini, V. and Sarno, S.: A statistical mechanical approach for the computation of the climatic response to general forcings, *Nonlinear 20 Processes in Geophysics*, 18, 7–28, 2011.
- Marqués, F., Lopez, J., and Shen, J.: Mode interactions in an enclosed swirling flow: a double Hopf bifurcation between azimuthal wavenumbers 0 and 2, *Journal of Fluid Mechanics*, 455, 263–281, 2002.
- Marqués, F., Gelfgat, A., and López, J.: Tangent double Hopf bifurcation in a differentially rotating cylinder flow, *Physical Review E*, 68, 016 310, 2003.
- 25 Moroz, I. and Holmes, P.: Double Hopf bifurcation and quasi-periodic flow in a model for baroclinic instability, *Journal of the Atmospheric Sciences*, 41, 3147–3160, 1984.
- Orrell, D.: Role of the metric in forecast error growth: how chaotic is the weather?, *Tellus A*, 54, 350–362, 2002.
- Orrell, D. and Smith, L.: Visualising bifurcations in high dimensional systems: The spectral bifurcation diagram, *International Journal of Bifurcation and Chaos*, 13, 3015–3027, 2003.
- 30 Orrell, D., Smith, L., Barkmeijer, J., and Palmer, T.: Model error in weather forecasting, *Nonlinear Processes in Geophysics*, 8, 357–371, 2001.
- Ott, E., Hunt, B., Szunyogh, I., Zimin, A., Kostelich, E., Corazza, M., Kalnay, E., Patil, D., and Yorke, J.: A local ensemble Kalman filter for atmospheric data assimilation, *Tellus*, 56A, 415–428, 2004.
- Pazó, D., Szendro, I., López, J., and Rodríguez, M.: Structure of characteristic Lyapunov vectors in spatiotemporal chaos, *Physical Review 35 E*, 78, 016 209:1–9, 2008.
- Read, P., Bel, M., Johnson, D., and Small, R.: Quasi-periodic and chaotic flow regimes in a thermally driven, rotating fluid annulus, *Journal of Fluid Mechanics*, 238, 599–632, 1992.

- Simonnet, E., Ghil, M., Ide, K., Temam, R., and Wang, S.: Low-frequency variability in shallow-water models of the wind-driven ocean circulation. Part I: steady-state solution, *Journal of Physical Oceanography*, 33, 712–728, 2003a.
- Simonnet, E., Ghil, M., Ide, K., Temam, R., and Wang, S.: Low-frequency variability in shallow-water models of the wind-driven ocean circulation. Part II: time-dependent solutions, *Journal of Physical Oceanography*, 33, 729–752, 2003b.
- 5 Stappers, R. and Barkmeijer, J.: Optimal linearization trajectories for tangent linear models, *Quarterly Journal of the Royal Meteorological Society*, 138, 170–184, 2012.
- Sterk, A. and Van Kekem, D.: Predictability of extreme waves in the Lorenz-96 model near intermittency and quasi-periodicity, *Complexity*, 2017, 9419 024, 2017.
- Sterk, A., Vitolo, R., Broer, H., Simó, C., and Dijkstra, H.: New nonlinear mechanisms of midlatitude atmospheric low-frequency variability, *Physica D: Nonlinear Phenomena*, 239, 702–718, 2010.
- 10 Sterk, A., Holland, M., Rabassa, P., Broer, H., and Vitolo, R.: Predictability of extreme values in geophysical models, *Nonlinear Processes in Geophysics*, 19, 529–539, 2012.
- Te Raa, L. and Dijkstra, H.: Instability of the thermohaline ocean circulation on interdecadal timescales, *Journal of Physical Oceanography*, 32, 138–160, 2002.
- 15 Tian, Y., Weeks, E., Ide, K., Urbach, J., Baroud, C., Ghil, M., and Swinney, H.: Experimental and numerical studies of an eastward jet over topography, *Journal of Fluid Mechanics*, 438, 129–157, 2001.
- Trevisan, A. and Palatella, L.: On the Kalman Filter error covariance collapse into the unstable subspace, *Nonlinear Processes in Geophysics*, 18, 243–250, 2011.
- Van Kekem, D. and Sterk, A.: Symmetries in the Lorenz-96 model, [arXiv:1712.05730](https://arxiv.org/abs/1712.05730), 2017.
- 20 Van Kekem, D. and Sterk, A.: Travelling waves and their bifurcations in the Lorenz-96 model, *Physica D: Nonlinear Phenomena*, 367, 38–60, 2018.
- Wolfram Research, Inc.: *Mathematica*, Version 11.0.1.0, Champaign, IL, 2016.