

Spectral Diagonal Ensemble Kalman Filters

Response to referees' comments

Ivan Kasanický¹, Jan Mandel^{1,2}, and Martin Vejmelka¹

¹Institute of Computer Science, Academy of Sciences of the Czech Republic

²Department of Mathematical and Statistical Sciences, University of Colorado Denver

Correspondence to: Jan Mandel (jan.mandel@gmail.com)

Abstract. We provide responses to both referees.

1 Introduction

We would like to thank the anonymous referees for their comments.

2 Anonymous referee 1

The anonymous referee 1 has 2 minor concerns and 2 minor comments, called “minor stuff”.

2.1 Minor concerns

Minor concern 1

Referee's comment:

This manuscript is unusually clear in its presentation of methodology. The method described is shown to be more accurate for certain types of applications. My only concern was that the particular experiments used to demonstrate the method's capabilities seemed to be for unusual parameter regimes, and I would like to understand better why the authors chose these cases. I also note a few minor grammatical errors. I think that the manuscript is acceptable pending these minor amendments. Minor concerns: 1. The authors begin their results section with Lorenz96. This non-dimensional model requires an ad hoc mapping to a dimensional time and there is a standard in the literature for doing this. Normally, experiments assimilate at frequencies that are roughly similar to those in numerical weather prediction when using the standard time definition. For instance, assimilating once

an hour would be deemed to be high frequency while every 6 or 12 hours would be common. The authors here in section 7.1 state that they are assimilating once every second after assigning 0.01s for the time step. It is important that the authors clearly describe how they are defining dimensional time and highly preferable that they use the standard definition. It still seems to me that they are assimilating very frequently compared to most applications in the literature, and if so, this should be motivated. Similarly, the observational error variance of 0.01 is very small compared to most published applications for L96. This error variance is a tiny fraction of the "climatological" variance of L96, and doesn't look like a very reasonable analogy for the types of error variances found in real geophysical applications. Again, the authors should clearly state why they used such a small value and comment on the relation to the more common values in the geophysical literature.

Similarly, the assimilation frequency for the shallow water example seemed odd. Assimilating every second is very frequent compared to the evolution of the dynamics. Some readers may become suspicious that high frequency assimilation was chosen as a case for which the new method is particularly competitive. Again, the authors should clearly state why they picked such frequent assimilation and how they picked the observational error variance.

Author's response:

Our description of an experiment with the Lorenz 96 model in the discussion paper incorrectly assumed that the time unit was the second. We have assimilated into the Lorenz 96 model not every second, but every time unit. According to Lorenz and Emanuel (1998), 0.05 time unit of Lorenz model is equivalent to 6 hours of climatological model. Since we assimilated every 1 time unit, this is equivalent to assimilation every 5 days.

To test our proposed method with standard parameterization we used parameter values introduced in Lorenz and Emanuel (1998), in particular their observation error variance, with only the small difference that the length of state vector was 256 and we used time step 0.01 for model evaluation.

In the experiments with shallow water equation model, we extended the assimilation cycle to 1 hour, compared to 1 minute used in the discussions manuscript. Since we used a very simple model, the model and numerical methods used to solve start to degenerate after 15-20 hours.

The changes in experiment setups have no significant impact on results and our proposed method still works much better than standard EnKF.

Changes in manuscript:

We rewrote sections 7.1 and 7.2, where the experiments are described, according to the new design of experiments. We also prepared new figures with correct labels for the manuscript.

Minor concern 2:**Referee’s comment:**

Not required, but would be a nice addition: There is limited discussion of how the method extends to non-identity forward operators and none about nonlinear forward operators. A paragraph in the conclusions would be a nice addition if something simple can be said.

Author’s response:

The method described in Section 6.3 allows general linear operators, but inverse (i.e., solving a system) in the observation space is required. This issue is well known in spectral variational methods; techniques used in the literature include aggregating and interpolating observations to create “super-obs” gridded arrays (Parrish and Derber, 1992).

Changes in manuscript:

We will add a paragraph like the above to the conclusion. Nonlinear observation operators remain for future work.

2.2 Other comments**Minor stuff 1:****Referee’s comment:**

p. 6, line 11: $N \ll n$. Real issue is whether $N \ll q$, where q is the rank of the covariance matrix of the Kalman filter solution. This is an important issue because this mistake has repeatedly confused things in the geophysical ensemble literature.

Author’s response:

This is a more or less standard introductory statement, not original research in any way. The rank of the state covariance (which is the covariance from the KF solution) is not smaller than the dimension unless the problem is degenerate, which is the focus neither in this paper nor in applications. Rather, there are usually many small but positive eigenvalues. The reviewer probably means by q the number of significant modes, i.e., the number of eigenvalues above some positive threshold, i.e., effective rank.

Changes in manuscript:

We will replace “ $N \ll n$ ” by something like “ N much less than the number of significant modes” but we will not explain what modes are. We will add a standard comment that the low rank causes spurious long-long range correlations.

Minor stuff no. 2:

Referee’s comment:

p. 6, line 15: ‘transform’ to ‘transforms’

Author’s response:

Changes in manuscript:

Replaced.

Minor stuff no. 3:

Referee’s comment:

. p. 7, line 16: ‘Eq. 5’ should be ‘Eq. 7’

Author’s response:

Changes in manuscript:

Replaced.

Minor stuff no. 4:

Referee’s comment:

p. 8, line 20: It would be better to put the equation that starts at the end of this page on its own line.

Author’s response:

Page breaks will change, the final version has regular-sized pages.

Changes in manuscript:

We will put the equation on a displayed line of its own so that it does not break between lines (and possibly pages).

Minor stuff no. 5:

Referee's comment:

p. 10, line 14: mean IS known?

Author's response:

Changes in manuscript:

Added 'is'.

Minor stuff no. 6:

Referee's comment:

p. 11, line 3: It might be clearer to say 'only one gridded variable'. I've had previous experience with saying 'one variable' and having readers interpret that as a scalar.

Author's response:

Changes in manuscript:

We have replaced the name of the subsection as the referee suggest. We have also replaced "one variable" by "one gridded variable" on line 4.

Minor stuff no. 7:

Referee's comment:

P. 12, line 5: 'is THE one by'

Author's response:

Changes in manuscript:

Added 'the'.

Minor stuff no. 8:

Referee's comment:

P. 12, line 8: 'is THE matrix'

Author's response:

Changes in manuscript:

Added 'the'.

Minor stuff no. 9:

Referee's comment:

P. 12, line 13: 'by A call to'

Author's response:

Changes in manuscript:

Added 'a'.

Minor stuff no. 10:

Referee's comment:

P. 13, line 5: 'one for each data point'

Author's response:

Changes in manuscript:

Replaced 'points' by 'point'.

Minor stuff no. 11:

Referee's comment:

P. 13, line 15: Unclear to me why these must be contiguous. Couldn't this work for any subset of variables? If not, you might add a sentence to make it clear why (not even clear what 'contiguous' means for a grid).

Author's response:

The method goes through for any observed subset of entries of the gridded variable X_1 , but the performance will vary. The performance tends to be better when the observed and unobserved entries of X_1 fill two subdomains of the physical domain with a relatively small boundary between them. A detailed investigation, however, is planned for elsewhere.

Changes in manuscript:

We will delete the word ‘contiguous’ and include a brief remark as above.

Minor stuff no. 12:

Referee’s comment:

P. 14, line 16: ‘state consistS’

Author’s response:

Changes in manuscript:

Replaced ‘consist’ by ‘consists’.

Minor stuff no. 13:

Referee’s comment:

P. 14, line 19: ‘minimalizes’ to ‘minimizes’

Author’s response:

Changes in manuscript:

Replaced.

Minor stuff no. 14:

Referee’s comment:

P. 15, line 20: Doesn’t the KF minimize the expected RMSE for linear Gaussian?

Author’s response:

The problem is not linear Gaussian and the paragraph refers to EnKF (which is approximate), not the KF.

Changes in manuscript:

None.

Minor stuff no. 15:

Referee's comment:

P. 15, line 7: 'timestep of THE model'

Author's response:

Changes in manuscript:

Added 'the'.

Minor stuff no. 16:

Referee's comment:

P. 15, line 14: 'but THE spectral'

Author's response:

Changes in manuscript:

Added 'the'.

Minor stuff no. 17:

Referee's comment:

P. 15, line 22: decreaseS the RMS?

Author's response:

Changes in manuscript:

Replaced 'decrease' by 'decreases'.

Minor stuff no. 18:

Referee's comment:

P. 16, line 7: Aren't u and v normally described as velocity components, rather than momentum?

Author's response:

Changes in manuscript:

Corrected.

Minor stuff no. 19:

Referee's comment:

P. 16, line 10: 'where' to 'were'

Author's response:

Changes in manuscript:

Replaced 'where' by 'were' on line 15.

Minor stuff no. 20:

Referee's comment:

P. 17, lines 6-14: Could part of this be coordinated with last paragraph on p. 16?

Author's response:

Changes in manuscript:

The repetition was deleted.

Minor stuff no. 21:

Referee's comment:

21. P. 17, line 23: 'continuous?' to 'contiguous'?

Author's response:

Changes in manuscript:

Deleted "continuous".

Minor stuff no. 22:

Referee's comment:

P. 18, line 1: error THAN the sample?

Author's response:

Changes in manuscript:

Replaced 'that' by 'than'.

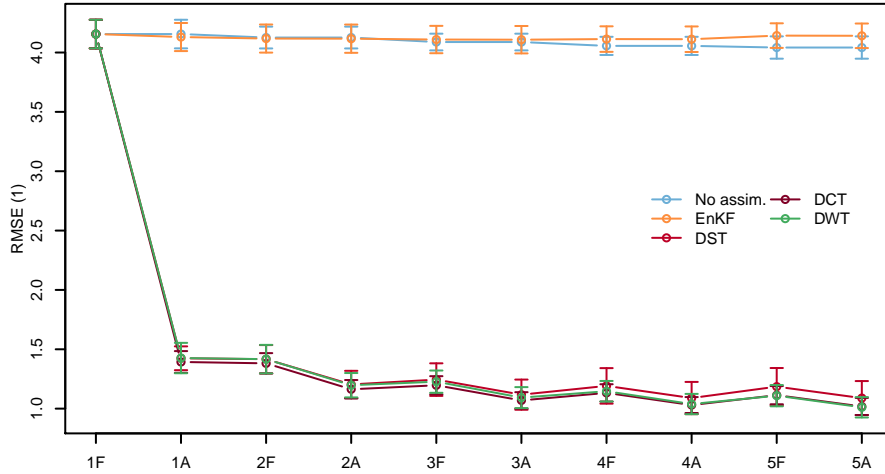


Figure 1. Error plot of 10 repetitions of assimilation of the full state to the Lorenz 96 model, 5 assimilation cycles, F means forecast, A means analysis.

Minor stuff no. 23:

Referee's comment:

Figures: Since you ran multiple realizations, you might want to mention what the error bars would look like (including them seems a bit much).

Author's response:

We include Figs. 1 and 2 with error bars here and in the revised paper. We can see that the present method performs much better than the standard EnKF.

Changes in manuscript:

3 Anonymous referee 2

Major comment 1

Referee's comment:

The derivation of Theorem 1 (p. 5) is obtained through the spectral decomposition of the matrix, but the present derivation can be obtained directly from the computation in an arbitrary basis since Eq.(10) and Eq.(11) can be rewritten using the intrinsic operator of trace as

$$E[\|C - C^N\|_F^2] = \frac{1}{N-1} \text{Trace}(C^2) + \frac{1}{N-1} \text{Trace}(C)^2$$

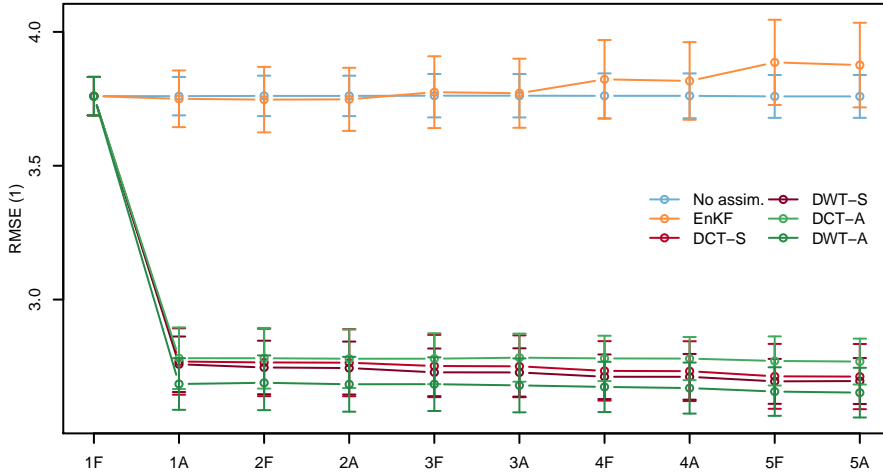


Figure 2. Error plot of 10 repetitions of assimilation of one half of the state vector to the Lorenz 96 model, 5 assimilation cycles, F means forecast, A means analysis.

$$E[\|C - D^N\|_F^2] = \frac{1}{N-1} \text{Trace}(C^2)$$

independent of the basis and directly related to the spectrum. Hence, the comment p6, l 164 "the analysis in Furrer and Bengtsson (2007) is in the physical domain rather.." can be suppressed. From my view, this theorem is not really new, and references to Mallat and Furrer & Bengtsson should be enough. If the authors really want to put something here (to make the manuscript self contained), then they should mention the Wick formula that helps to compute general formulation of Gaussian moments. I think enough the derivation when the average is assume known equal to 0.

Author's response:

We would like to thank the referee for the elegant writing of the equalities and the Mallat (1998) reference. We thought of writing the theorem in terms of eigenvalues and without a reference to transformation, and then apply it in the frequency domain where the covariance is diagonal, but then we have eventually decided to streamline the presentation and write it directly for the case we need.

Furrer and Bengtsson (2007) analyze tapering to the diagonal in the physical space, but diagonal covariance in the physical space is never used in applications. The present method is EnKF with diagonal approximation in the frequency domain, where it is reasonable to expect that the covariance will be approximately diagonal. The underlying theorem is similar, but the novelty is in the application. Extending the result in Furrer and Bengtsson (2007, Eqs. 12 and 16) and Mallat (1998, Prop. 10.14 and Eq. 10.179) from zero mean to unknown mean seems also new, and, in applications, the mean is never known. We are not aware of a process to obtain the unknown mean case mathe-

matically from the zero-mean case, even if, in the end, it results in merely replacing N by $N - 1$ in the covariance formula, as expected, and we believe that a proof is in order.

Changes in manuscript:

We will add the reference to Mallat (1998, Prop. 10.14 and Eq. 10.179). We will formulate the estimate in general, without reference to a spectral transformation, then apply it in the frequency domain.

Major comment 2

Referee's comment:

As mentioned in the general comments, the method proposed here is not strictly new since in variational data assimilation, algorithms are existing that estimate the covariance of the day, introducing the flow dependence (equivalent to the EnKF) within the cost function minimising process; with quantification of real impact in operational NWP ! Hence, it is important to mention this point in the manuscript (e.g. Buehner, 2005 ; Berre et al., 2007 ; Varella et al., 2011): if the strategy of resolution of the BLUE is different in the hybrid 3DVar and the EnKF, the idea to model the covariance matrix to benefit of a noise less matrix is the same. In the major comment (6) below, I provide you elements to precise this point in the introduction and conclusion of the work. Note also that hybrid formulation comes from EnKF community with the work of Hamill and Snyder (2000) that also have introduced a spectral diagonal assumption (see their Eq.(3)) : this should be specified in the introduction. Of course, with the diagonal assumption in spectral space, since only homogeneous and isotropic correlations can be represented, there is no need to update the diagonal at each analysis step and climatological estimation is better. This is no more true with other formulations as encountered with the wavelets (and frame) that are able to produce heterogeneous correlation function where the spatio-temporal evolution makes sens.

Author's response:

Since major comments 2 to 5 are closely related, we will respond to them together below.

Major comment no. 3

Referee's comment:

The formulation of the background error covariance model using the diagonal assumption following a product of linear operator should mention all the work done in variational literature that intensively relies on this trick to build covariance matrix in huge dimension (Courtier et al. , 1998; Fisher and

Andersson 2001; Weaver and Courtier, 2001). In particular, this should be specified in line 180 where operator transforms (FFT, DWT) are mentioned.

Major comment no. 4

Referee's comment:

From this link with the variational community, some perspectives of the present contribution must be precise. In particular, from the history about covariance modelling in variational algorithm, the next steps of the work can be drawn as follows: construction of non-separable formulation (Courtier et al., 1998; Fisher and Andersson, 2001 ; Pannekoucke, 2009), representation of balances between variables in order to obtain a more realistic multivariate formulation (Derber and Bouttier, 1999 ; Fisher, 2003 ; Weaver et al. 2005), representation of heterogeneity using a physical/spectral localised formulation (non-separable wavelet formulation for Fisher and Anderson, 2001 ; separable formulation based on diffusion operator for Weaver and Courtier, 2001 or recursive filter for Purser et al. 2003 ; nonseparable formulation based on hybridation diffusion/wavelets Pannekoucke, 2009) ... In particular, even if formulations as the diffusion operator or the recursive filter are not diagonal assumptions, they lead to an approximation of the covariance matrix free of sampling noise, and objectively parametrised from ensemble estimation (Pannekoucke and Massart, 2008 ; Michel, 2013 ; Pannekoucke et al. 2014). Along this route, filtering strategies can be employed to improve the estimation and the design of covariance formulations using results on the estimation of variances and length-scales (Berre et al, 2007 ; Raynaud et al. 2009 ; Raynaud and Pannekoucke 2013 ; Menetrier et al. 2015).

Major comment no. 5

Referee's comment:

From the above major comments, saying “The paper provide a new technology for data assimilation” is too much and risks to appear arrogant while considering all the work that has been done for each community. However you right that until now very few person have try to seriously consider covariance model in EnKF, the main reason is that it require to build covariance matrix parameterisation, this represents a real cost in terms of technology investment for NWP codes. You should mention this in the introduction of the paper: “The idea of using covariance model in EnKF to benefit of sample noise reduction effect is known (Hamill and Snyder, 2000; Buehner, 2005), but as far as we know no reference has been published to document the real advantage of this method. In terms of practical implementation of the BLUE, one of the reason could be the relative distance existing between the EnKF and the variational to resolve an equivalent analysis step. However, the employ of forecast ensemble has been tested with success in the variational framework (Buehner 2005, Berre et al. 2007, Varella et al., 2011)”. For the conclusion, I guess you can replace the sentence “The

paper provide..” as follows: “The paper provide a preliminary test, within an academic setting, of the employ of parametric covariance in pure EnKF strategy, while the reverse strategy is existing in variational framework (hybrid formulation)”.

Author’s response:

Since major comments 2 to 5 above are closely related, we respond to them together.

The novel technique here is the use of spectral covariance modeling in each EnKF analysis cycle to reduce the ensemble size required. The paper Buehner (2005), mentioned by the reviewer, is about improving estimates of background covariance for 3DVAR rather than improving the EnKF. Hamill and Snyder (2000) use a linear combination of sample covariance, different in every analysis cycle, and spectral diagonal covariance from Parrish and Derber (1992), constant in time, rather than spectral modeling in the analysis cycle.

We are aware that spectral diagonal covariance models have been used for estimation of background covariance in variational methods. We have addressed this issue and provided representative references in the discussions paper. We would like to thank the anonymous reviewer very much for providing a much more comprehensive and detailed survey and pointing out important historical milestones, which will contribute greatly to the improvement of the paper. Taking the liberty to paraphrase the material kindly provided by the reviewer, we will write in the introduction and the conclusion something like the following.

Changes in manuscript:

In the introduction: Spectral diagonal covariance models and their estimation from an ensemble of realizations are not new. Spectral diagonal model of background covariance has been used in operational weather forecasting for a long time (Parrish and Derber, 1992). Estimates of background covariance from an ensemble, called flow-dependent covariance, in combinations with spectral covariance models have been used in variational data assimilation (e.g., Buehner, 2005; Buehner and Charron, 2007; Berre et al., 2007; Varella et al., 2011), leading to hybrid EnKF – 3DVAR methods. Another hybrid formulation in EnKF was proposed by Hamill and Snyder (2000), who used a linear combination of sample covariance, different in every analysis cycle, and spectral diagonal covariance from Parrish and Derber (1992), constant in time.

Further developments in the history of background covariance modeling in variational algorithms include construction of non-separable formulation (Courtier et al., 1998; Fisher and Andersson, 2001; Pannekoucke, 2009), representation of balances between variables in order to obtain a more realistic multivariate formulation (Derber and Bouttier, 1999; Fisher, 2003; Weaver et al., 2005), representation of heterogeneity using a physical/spectral localised formulation (non-separable wavelet formulation (Fisher and Andersson, 2001), separable formulation based on diffusion operator (Weaver and Courtier, 2001) or recursive filter for (Purser et al., 2003), and nonseparable formulation based

on hybridization of diffusion and wavelets (Pannekoucke, 2009). Formulations such as the diffusion operator or the recursive filter are related to the diagonal assumption here, they involve covariance models with a relatively small number of parameters, thus free of sampling noise, but estimated from an ensemble directly (Pannekoucke and Massart, 2008; Michel, 2013; Pannekoucke et al., 2014). Similar filtering strategies can be employed to improve the estimation and the design of covariance formulations using results on the estimation of variances and length scales (Berre et al., 2007; Raynaud et al., 2009; Raynaud and Pannekoucke, 2013; Ménétrier et al., 2015). The formulation of the background error covariance model using the diagonal assumption and a product of linear operator (such as the discrete Fourier or wavelet transform here) is widely used in variational literature to build covariance models in high dimension (e.g., Courtier et al., 1998; Fisher and Andersson, 2001; Weaver and Courtier, 2001).

The idea of using covariance model in conjunction with EnKF to benefit sample noise reduction is known, but as far as we know no reference has been published to document the real advantage of this method in improvements to the performance of the EnKF. The paper provides a preliminary test, within an academic setting, of the techniques of employing parametric covariance in the EnKF, while the existing literature is focused on the opposite direction, the use of EnKF to provide estimates for the variational framework, known as “hybrid formulation”.

The use of spectral covariance modeling in each EnKF analysis cycle to reduce the ensemble size seems to be new. We are not aware of previous attempts to seriously consider covariance modeling in the EnKF. The main reason could be that it requires to build covariance matrix parameterisation, which represents a real cost in terms of technology investment for NWP codes.

Major comment no. 6

Referee’s comment:

p11, l314 : "because an implementation only needs an orthogonal transformation" orthogonality is not a necessary condition for diagonal assumption that can be considered within a frame as detailed in Pannekoucke et al. (2007). Of course this have an influence for the representation of the observational error covariance matrix in the "spectral space" that is no more diagonal (as specified in p7, l 179). Note that in Pannekoucke (2008, appendix D) wavelet packets are used to take advantage of the orthogonal basis dictionary it provides ; for this, the problem is then to connect horizontal sheet along the vertical in a 2D/3D formulation, in direct 3D formulation this could be used without the connection issue.

Author’s response:

We state only that the present method can be implemented efficiently using the fast Fourier or wavelet transform. We are aware of the broader issues, such diagonal approximation with frames in Pannek-

oucke et al. (2007) as well as connecting horizontal sheets with spectral approximation in each. We intend to study these issues in future work.

Changes in manuscript:

We will add at the end on conclusion something like the following: The present method uses orthogonal transformation, but orthogonality is not a necessary condition for diagonal assumption; diagonal approximation with frames was proposed in Pannekoucke et al. (2007). The question of further reducing the number of parameters and thus sampling noise, as in, e.g., functions of the Laplace operator, is also of interest. When spectral diagonalization is used in the horizontal planes, the question is how to connect horizontal sheets along the vertical dimension. In Pannekoucke (2008, Appendix D), wavelet packets are used to take advantage of the orthogonal basis dictionary they provide. These issues will be studied elsewhere.

3.1 Minor comments

Minor comment no. 1

Referee's comment:

p2, 154: Add references for the wavelets formulation: Fisher and Andersson, 2001; Deckmyn and Berre, 2005.

Author's response:

Changes in manuscript:

We will change "The Fourier diagonalization approach was extended by Pannekoucke et al. (2007) to sparse representation of the background covariance by thresholding wavelet coefficients" to "The Fourier diagonalization approach was extended by Pannekoucke et al. (2007) to sparse representation of the background covariance by wavelets (Fisher and Andersson, 2001; Deckmyn and Berre, 2005; Pannekoucke et al., 2007)."

Minor comment no. 2

Referee's comment:

p6, before sec. 6: You should mention that the parametric formulation does not converge toward the "true" covariance matrix as the ensemble size increases toward infinity.

Author's response:

Changes in manuscript:

We will add at the end of Section 5: While the spectral diagonal formulation improves the approximation for small ensembles, it should be noted that it does not converge to the covariance as $N \rightarrow \infty$, unless the covariance is diagonal in the spectral basis.

Minor comment no. 3

Referee's comment:

It is not direct that T defined p10, l 283 is positive, please provide a proof of it

Author's response:

Positive definiteness could be verified by counting the eigenvalues of matrix T . Another approach could be by writing T using Kronecker product $T = K \otimes (M \otimes M)$, where K is 3×3 square matrix with elements $(K)_{i,i} = 1$, $(K)_{i,j} = 0.9$ if $i \neq j$ and M is 64×64 square matrix with elements $(M)_{i,j} = \exp(|i-j|)$. All eigenvalues of T are of the form $\alpha \cdot \beta \cdot \gamma$, where α is eigenvalue of K , β and γ are eigenvalues of M . Since the smallest eigenvalues of K and M are 0.1 and 0.41 respectively, all eigenvalues of T are positive.

Changes in manuscript:

We will add: "Note that matrix T could be also written using Kronecker product as $T = K \otimes (M \otimes M)$, where K is 3×3 square matrix with elements $(K)_{i,i} = 1$, $(K)_{i,j} = 0.9$ if $i \neq j$ and M is 64×64 square matrix with elements $(M)_{i,j} = \exp(|i-j|)$. Since both matrices K and M are positive definite, matrix T is also positive definite."

Minor comment no. 4

Referee's comment:

P9, l250: 's' is meaningless here since 't' is a pseudo-time (Lorenz'96 is not related to a physical model but only an academic framework, nice to play with), hence replace "0.01s" by 0.01 and 1s by

1

Author's response:

Changes in manuscript:

We will change the design of experiments according to suggestion from anonymous referee 1, therefore we also change Section 7.1 and all figures captions and labels (please see also minor comment from anonymous referee 1).

Minor comment no. 5

Referee's comment:

p9, l 252: "The the ensemble .." → "Then the .."

Author's response:

We did not find the mistake, but we found mistake on p .128 l.22 and replaced "of the the standard" by "of the standard".

Changes in manuscript:

Minor comment no. 6

Referee's comment:

p10, l297 : "To relax the ensemble members the model .." must be rephrased

Author's response:

Changes in manuscript:

The description in section 7.2 will be rewritten.

Minor comment no. 7

Referee's comment:

p11, l 310 : "experimens" → experiments

Author's response:

Changes in manuscript:

Replaced.

Minor comment no. 8

Referee's comment:

p11, l 311 : “shown that the method that the analysis” must be rephrased

Author's response:

Changes in manuscript:

Deleted “the method”.

Minor comment no. 9

Referee's comment:

p13, l 345 : the parenthesis are not well positioned leading to ambiguities, please write something as $E[(\sum \dots)^2]$, this appears at many times in the derivation of the proof.

Author's response:

Changes in manuscript:

We changed the notation as the referee suggest, all the terms $E[\dots]^2$ in the appendix were replaced by $E[(\dots)^2]$. We also changed the notation on line 141 of discussions manuscript, where it could lead to the same ambiguity.

Minor comment no. 10

Referee's comment:

Some work exists concerning the balance in EnKF that should be mention in the manuscript see Kepert (2009).

Author's response:

Changes in manuscript:

We have added in the introduction “Balanced update and localization in the EnKF using the stream function-velocity potential representation were studied in Kepert (2009).”.

4 Conclusions

We have addressed all comments by the anonymous reviewers.

References

- Berre, L., Pannekoucke, O., Desroziers, G., Stefanescu, S., Chapnik, B., and Raynaud, L.: A variational assimilation ensemble and the spatial filtering of its error covariances: increase of sample size by local spatial averaging, http://old.ecmwf.int/publications/library/ecpublications/_pdf/workshop/2007/Data_assimilation/Berre.pdf, 2007.
- Buehner, M.: Ensemble-derived stationary and flow-dependent background-error covariances: Evaluation in a quasi-operational NWP setting, *Quarterly Journal of the Royal Meteorological Society*, 131, 1013–1043, doi:10.1256/qj.04.15, 2005.
- Buehner, M. and Charron, M.: Spectral and spatial localization of background-error correlations for data assimilation, *Quarterly Journal of the Royal Meteorological Society*, 133, 615–630, doi:10.1002/qj.50, 2007.
- Courtier, P., Andersson, E., Heckley, W., Vasiljevic, D., Hamrud, M., Hollingsworth, A., Rabier, F., Fisher, M., and Pailleux, J.: The ECMWF implementation of three-dimensional variational assimilation (3D-Var). I: Formulation, *Quarterly Journal of the Royal Meteorological Society*, 124, 1783–1807, doi:10.1002/qj.49712455002, 1998.
- Deckmyn, A. and Berre, L.: A Wavelet Approach to Representing Background Error Covariances in a Limited-Area Model, *Monthly Weather Review*, 133, 1279–1294, doi:10.1175/MWR2929.1, 2005.
- Derber, J. and Bouttier, F.: A reformulation of the background error covariance in the ECMWF global data assimilation system, *Tellus*, 51A, 195–221, doi:10.1034/j.1600-0870.1999.t01-2-00003.x, 1999.
- Fisher, M.: Background error covariance modelling, in: *Proceedings of the ECMWF Seminar on Recent Developments in Data Assimilation for Atmosphere and Ocean*, pp. 45–63, ECMWF, Reading, UK, 2003.
- Fisher, M. and Andersson, E.: Developments in 4D-Var and Kalman Filtering, ECMWF Technical Memorandum 347, available at http://www.ecmwf.int/publications/library/ecpublications/_pdf/tm/301-400/tm347.pdf, retrieved November 2013, 2001.
- Furrer, R. and Bengtsson, T.: Estimation of high-dimensional prior and posterior covariance matrices in Kalman filter variants, *J. Multivariate Anal.*, 98, 227–255, doi:10.1016/j.jmva.2006.08.003, 2007.
- Hamill, T. M. and Snyder, C.: A Hybrid Ensemble Kalman Filter–3D Variational Analysis Scheme, *Monthly Weather Review*, 128, 2905–2919, doi:10.1175/1520-0493(2000)128<2905:AHEKFB>2.0.CO;2, 2000.
- Keper, J. D.: Covariance localisation and balance in an Ensemble Kalman Filter, *Quarterly Journal of the Royal Meteorological Society*, 135, 1157–1176, doi:10.1002/qj.443, 2009.
- Lorenz, E. N. and Emanuel, K. A.: Optimal Sites for Supplementary Weather Observations: Simulation with a Small Model, *Journal of the Atmospheric Sciences*, 55, 399–414, doi:10.1175/1520-0469(1998)055<0399:OSFSWO>2.0.CO;2, 1998.
- Mallat, S.: *A wavelet tour of signal processing*, Academic Press, Inc., San Diego, CA, 1998.
- Ménétrier, B., Montmerle, T., Michel, Y., and Berre, L.: Linear Filtering of Sample Covariances for Ensemble-Based Data Assimilation. Part I: Optimality Criteria and Application to Variance Filtering and Covariance Localization, *Monthly Weather Review*, doi:10.1175/MWR-D-14-00157.1, 2015.
- Michel, Y.: Estimating deformations of random processes for correlation modelling in a limited area model, *Quarterly Journal of the Royal Meteorological Society*, 139, 534–547, doi:10.1002/qj.1978, <http://dx.doi.org/10.1002/qj.1978>, 2013.

- Pannekoucke, O.: Modélisation des structures locales de covariance des erreurs de prévision à l'aide des ondelettes, Ph.D. thesis, Université Paul Sabatier-Toulouse III, <https://tel.archives-ouvertes.fr/tel-00285515/document>, 2008.
- Pannekoucke, O.: Heterogeneous Correlation Modeling Based on the Wavelet Diagonal Assumption and on the Diffusion Operator, *Monthly Weather Review*, 137, 2995–3012, doi:10.1175/2009MWR2783.1, 2009.
- Pannekoucke, O. and Massart, S.: Estimation of the local diffusion tensor and normalization for heterogeneous correlation modelling using a diffusion equation, *Quarterly Journal of the Royal Meteorological Society*, 134, 1425–1438, doi:10.1002/qj.288, <http://dx.doi.org/10.1002/qj.288>, 2008.
- Pannekoucke, O., Emili, E., and Thual, O.: Modelling of local length-scale dynamics and isotropizing deformations, *Quarterly Journal of the Royal Meteorological Society*, 140, 1387–1398, doi:10.1002/qj.2204, 2014.
- Pannekoucke, O., Berre, L., and Desroziers, G.: Filtering Properties of Wavelets For Local Background-Error Correlations, *Quarterly Journal of the Royal Meteorological Society*, 133, 363–379, doi:10.1002/qj.33, 2007.
- Parrish, D. F. and Derber, J. C.: The National Meteorological Center's Spectral Statistical-Interpolation Analysis System, *Monthly Weather Review*, 120, 1747–1763, doi:10.1175/1520-0493(1992)120<1747:TNMCSS>2.0.CO;2, 1992.
- Purser, R. J., Wu, W.-S., Parrish, D. F., and Roberts, N. M.: Numerical Aspects of the Application of Recursive Filters to Variational Statistical Analysis. Part II: Spatially Inhomogeneous and Anisotropic General Covariances, *Monthly Weather Review*, 131, 1536–1548, doi:10.1175//2543.1, <http://dx.doi.org/10.1175//2543.1>, 2003.
- Raynaud, L. and Pannekoucke, O.: Sampling properties and spatial filtering of ensemble background-error length-scales, *Quarterly Journal of the Royal Meteorological Society*, 139, 784–794, doi:10.1002/qj.1999, 2013.
- Raynaud, L., Berre, L., and Desroziers, G.: Objective filtering of ensemble-based background-error variances, *Quarterly Journal of the Royal Meteorological Society*, 135, 1177–1199, doi:10.1002/qj.438, 2009.
- Varella, H., Berre, L., and Desroziers, G.: Diagnostic and impact studies of a wavelet formulation of background-error correlations in a global model, *Quarterly Journal of the Royal Meteorological Society*, 137, 1369–1379, doi:10.1002/qj.845, 2011.
- Weaver, A. and Courtier, P.: Correlation modelling on the sphere using a generalized diffusion equation, *Quarterly Journal of the Royal Meteorological Society*, 127, 1815–1846, doi:10.1002/qj.49712757518, 2001.
- Weaver, A. T., Deltel, C., Machu, E., Ricci, S., and Daget, N.: A multivariate balance operator for variational ocean data assimilation, *Quarterly Journal of the Royal Meteorological Society*, 131, 3605–3625, doi:10.1256/qj.05.119, 2005.

Spectral Diagonal Ensemble Kalman Filters

Description of changes

Ivan Kasanický

JanMandel

MartinVejmelka

June 3, 2015

1 Introduction

We would like to thank the anonymous referees again for their comments. Response to their comments was addressed and the anticipated changes were described in a response uploaded already, itemized by the referees' comments. All of the comments were reflected in the revised manuscript, as already described in the response.

Here we describe the changes sequentially by the order in the document. The document with the changes marked up is attached. Red with straight cross-through or straight underline means deleted. Blue with wavy underline means added. The page numbers below refer to that marked up document.

2 Description of changes

1. Page 2 and throughout: “diagonal approximation” was replaced by “diagonal covariance model” because that’s what it is.
2. Pages 2 and 3: Added the historical summary requested by Reviewer 2 and paraphrasing the Reviewer’s comments.
3. Page 3: Frobenius norm is called Hilbert-Schmidt norm in Mallat (1998) even in finite dimension, so it was a good thing to note.
4. Page 5: Added a note regarding the rank of the sample covariance in response to “minor stuff No. 1” of Reviewer 1. Also some minor copyediting changes.
5. Pages 6-9: In response to Reviewer’s 2 Major comment 1, the analysis was restructured to derive the comparison between the errors of sample covariance and the spectral diagonal model without the use of spectral decomposition, following Mallat (1998). The analysis was significantly streamlined and shortened, relying on the literature as much as possible. The need to have the result at all was justified by the fact that the existing literature treats only the formula for the case when the mean of the random vectors is known (and zero), which is not so in practice, where the mean is only estimated by sample mean. An explanation of the differences from Furrer and Bengtsson (2007) was added, they consider tapering in the physical space only, which is never done in practice. Only combination with the invariance

under Frobenius norm and application in the spectral space gives a useful method. We have also added a remark with alternative formulas involving traces, as suggested by Reviewer 2.

6. Page 10: “Gridded” was added following “Minor stuff nr. 6” by Reviewer 1.
7. Page 10: Equation (19) fixed.
8. Page 11: “Contiguous” omitted following “Minor stuff nr. 11” by Reviewer 1 and Comment 21 by Reviewer 2. Explanation added that performance will vary.
9. Page 12: Copyediting. Time units and number of points in Lorenz 96 addressed.
10. Page 13: Description of Lorenz 96 redone, with the test requested by the Editor added. Based on our experiments, we did not change the value of F between 40 and 256 points. Added the test and sample states in new Figure 1.
11. Page 14: “momentum” replaced by “velocites” as suggested by Reviewer 1, minor suff 18. Length of assimilation step changed as advised by Reviewer 1 Minor concern 1. Description of experiment rewritten. A proof why the model covariance is positive definite added, as requested by Reviewer 2 Minor comment 3.
12. Page 15, Conclusion: “new technology” replaced by “technique” in response to Reviewer 2 Major comment 5. A paragraph regarding orthogonality in response to Reviewer 2 Major comment 6. Also, added a paragraph why the method in Sect. 6.2 works for a general observation operator, in response to Reviewer 1 Minor concern 2.
13. Appendix A, pages 16-19: Redone following Mallat (1998), in response to Reviewer 2. The derivation still needs to be done because Mallat (1998) considers only the sample covariance formula for random vectors which are known to be centered so there is not subtracting the sample mean. We are not aware of a mathematically valid meta-technique that would allow to simply replace N by $N - 1$ in Mallat’s result. We have significantly shorteded the development and made an explicit reference to Wick’s formula as requested.
14. Page 21-24: Added various references as required by the reviewers.
15. Page 25 Replaced Fig. 1 by a study showing that the Lorenz 96 model with 256 points and all other parameters the same is chaotic, requested by the Editor.
16. Pages 25-26, Figs. 2 and 3: In relation to the requested change of the time scales, we have updated the implementation of the Lorenz 96 model to use RK solver built into Matlab and redone the figures.
17. Pages 26-27, Figs. 4 and 5: We have redone the shallow water equations experiments considering the time scales suggested by Referee 1 in minor concern 1.

3 Conclusion

We would like to thank the reviewers in particular for confirming that covariance modeling in EnKF was not yet seriously considered, while it has been of course routinely used in variational methods

for the background covariance. It appears that the only related work in the literature is Hamil and Snyder (2003), who do not do covariance modeling during the analysis step either, rather a linear combination of covariance model, which is static, and a dynamic sample covariance.

Spectral diagonal ensemble Kalman filters

I. Kasanický¹, J. Mandel^{1,2}, and M. Vejmelka¹

¹Institute of Computer Science, Academy of Sciences of the Czech Republic, Prague, Czech Republic

²Department of Mathematical and Statistical Sciences, University of Colorado Denver, Denver, CO, USA

Correspondence to: J. Mandel (jan.mandel@gmail.com)

Abstract. A new type of ensemble Kalman filter is developed, which is based on replacing the sample covariance in the analysis step by its diagonal in a spectral basis. It is proved that this technique improves the approximation of the covariance when the covariance itself is diagonal in the spectral basis, as is the case, e.g., for a second-order stationary random field and the Fourier basis. The method is extended by wavelets to the case when the state variables are random fields which are not spatially homogeneous. Efficient implementations by the fast Fourier transform (FFT) and discrete wavelet transform (DWT) are presented for several types of observations, including high-dimensional data given on a part of the domain, such as radar and satellite images. Computational experiments confirm that the method performs well on the Lorenz 96 problem and the shallow water equations with very small ensembles and over multiple analysis cycles.

1 Introduction

Data assimilation consists of incorporating new data periodically into computations in progress, which is of interest in many fields, including weather forecasting (e.g., Kalnay, 2003; Lahoz et al., 2010). One data assimilation method is filtering (e.g., Anderson and Moore, 1979), which is a sequential Bayesian estimation of the state at a given time given the data received up to that time. The probability distribution of the system state is advanced in time by a computational model, while the data is assimilated by modifying the probability distribution of the state by an application the Bayes theorem, called analysis. In the methods considered here, data is assimilated in discrete time steps, called analysis cycles, and the probability distributions are represented by their mean and covariance (thus making a tacit assumption that they are at least close to gaussian). When the state covariance is given externally, bayesian estimation becomes the classical optimal statistical interpolation (OSI).

The Kalman filter (KF) uses the same computation as OSI in the analysis, but it evolves the covariance matrix of the state in time along with the model state. Since the covariance matrix can be large, the KF is not suitable for high-dimensional systems. The ensemble Kalman filter (EnKF) (Evensen, 2009) replaces the state covariance by the sample covariance computed from an ensemble of simulations, which represent the state probability distribution. It can be proved that the EnKF converges to the KF in the large ensemble limit (Kwiatkowski and Mandel, 2015; Le Gland et al., 2011; Mandel et al., 2011) in the gaussian case, but an acceptable approximation may require hundreds of ensemble members (Evensen, 2009), because of spurious long-distance correlations in the sample covariance due to its low rank. Localization techniques (e.g., Anderson, 2001; Furrer and Bengtsson, 2007; Hunt et al., 2007), essentially suppress long-distance covariance terms (Sakov and Bertino, 2011), which improves EnKF performance for small ensembles.

FFT EnKF (Mandel et al., 2010a, b) was proposed as an alternative approach to localization, based on replacing the sample covariance in the EnKF by its diagonal in the Fourier space. This approach is motivated by the fact that a random field in cartesian geometry is second order stationary (that is, the covariance between the values at two points depends only on their distance vector) if and only if its covariance in the Fourier space is diagonal (e.g., Pannekoucke et al., 2007). On a sphere, an isotropic random field has diagonal covariance in the basis of spherical harmonics (Boer, 1983), so similar algorithms can be developed there as well. However, the stationarity assumption does not allow the covariance to vary spatially. For this reason, the FFT EnKF was extended to wavelet EnKF (Beezley et al., 2011). The use of wavelets results in an automatic localization, which varies in space adaptively. For wavelets, the effect of the diagonal spectral ~~approximation model~~ is equivalent to a weighted spatial averaging of local covariance functions (Pannekoucke et al., 2007). Diagonal matrices are cheap to manipulate computationally, but implementing the multivariate case and general observation functions is not straightforward.

~~Diagonal spectral approximation~~ Spectral diagonal covariance models and their estimation from an ensemble of realizations are not new. Diagonal spectral modeling and, more generally, sparse spectral ~~approximation~~ covariance modeling, have been used ~~as a statistical model~~ for the background covariance in data assimilation in meteorology for some time. The optimal statistical interpolation system from Parrish and Derber (1992) was based on a diagonal ~~approximation covariance model~~ in spherical harmonics, which were already used as horizontal basis functions in the ~~model and numerical weather prediction code with~~ a change of state variables into physically balanced analysis variables, and it has been used in operational weather forecasting for a long time. Estimates of background covariance from an ensemble, called flow-dependent covariance, in combinations with spectral covariance models have been used in variational data assimilation (e.g., Buehner, 2005; Buehner and Charron, 2007; Berre et al., 2007; Varella et al., 2011), leading to hybrid EnKF – 3DVAR methods. Another hybrid formulation in EnKF was proposed in Hamill and Snyder (2000, Eq. (4)), who proposed a linear combination of sample

covariance, different in every analysis cycle, and background spectral diagonal covariance from Parrish and Derber (1992), which does not change over analysis cycles. The ECMWF 3DVAR system (Courtier et al., 1998) also used diagonal covariance in spherical harmonics. ~~Diagonal approximation for the background covariance. Diagonal model~~ in the Fourier space for homogeneous 2-D error fields, with physically balanced crosscovariances, was proposed in Berre (2000). The Fourier diagonalization approach was extended by Pannekoucke et al. (2007) to sparse representation of the background covariance by thresholding wavelet coefficients, and into a combined spatial and spectral localization by Buehner and Charron (2007).

Further developments in the history of background covariance modeling in variational algorithms include construction of non-separable formulation (Courtier et al., 1998; Fisher and Andersson, 2001; Pannekoucke, 2009), representation of balances between variables in order to obtain a more realistic multivariate formulation (Derber and Bouttier, 1999; Fisher, 2003; Weaver et al., 2005), representation of heterogeneity using a physical/spectral localised formulation (non-separable wavelet formulation (Deckmyn and Berre, 2005; Fisher and Andersson, 2001), separable formulation based on diffusion operator (Weaver and Courtier, 2001) or recursive filters (Purser et al., 2003), and a nonseparable formulation based on hybridization of diffusion and wavelets (Pannekoucke, 2009). Formulations such as the diffusion operator or the recursive filter are related to the diagonal assumption here, they involve covariance models with a relatively small number of parameters, thus free of sampling noise, but estimated from an ensemble directly (Pannekoucke and Massart, 2008; Michel, 2013; Pannekoucke et al., 2014). Similar filtering strategies can be employed to improve the estimation and the design of covariance formulations using results on the estimation of variances and length scales (Berre et al., 2007; Raynaud et al., 2009; Raynaud and Pannekoucke, 2013; Ménétrier et al., 2015). The formulation of the background error covariance model using the diagonal assumption and a product of linear operator (such as the discrete Fourier or wavelet transform here) is widely used in variational literature to build covariance models in high dimension (e.g., Courtier et al., 1998; Fisher and Andersson, 2001; Weaver and Courtier, 2001).

The idea of using covariance model to benefit sample noise reduction is known, but as far as we know no reference has been published to document the real advantage of this method in improvements to the performance of the EnKF. The paper provides a preliminary test, within an academic setting, of the techniques of employing parametric covariance in the EnKF, while the existing literature is focused on the opposite direction, the use of ensembles to provide estimates for the variational framework, known as “hybrid formulation”. Specifically, the use of spectral covariance modeling in each EnKF analysis cycle to reduce the ensemble size seems to be new. The main reason could be that it requires to build covariance matrix parameterisation, which represents a real cost in terms of technology investment for NWP codes.

While modeling of background covariances typically uses multiple sources including historical data, the EnKF builds the covariance in every analysis cycle from the ensemble itself. In this paper, we prove that replacing the sample covariance by its spectral diagonal improves the approximation when the covariance itself is diagonal in the spectral space, as is the case, e.g., when the state is a second order stationary random field and a Fourier basis is used. The result, however, is general and it applies to an arbitrary orthogonal basis, including wavelets. We also develop computationally efficient spectral EnKF algorithms, which take advantage of the diagonal form of the covariance, in the multivariate case and for several important classes of observations. We demonstrate the methods on computational examples with the Lorenz 96 system and shallow water equations, which show that good performance can be achieved with very small ensembles.

2 Notation

Vectors in \mathbb{R}^n or \mathbb{C}^n are typeset as \mathbf{u} and understood to be columns. Random vectors are typeset as \mathbf{X} . The entry i of \mathbf{X} is denoted by $(\mathbf{X})_i$ or x_i . Matrices (random or deterministic) are typeset as \mathbf{A} , and \mathbf{A}^* is the transpose, or conjugate transpose in the complex case. The entry i, j of matrix \mathbf{A} is denoted by $(\mathbf{A})_{i,j}$ or $a_{i,j}$, and $\mathbf{A} = [\mathbf{a}_1, \dots, \mathbf{a}_n]$ is the writing of a matrix as a collection of columns. Nonlinear operators are typeset as \mathcal{M} . The mean value is denoted by $E[\cdot]$, and Var is the variance. $N(0, 1)$ is the normal (gaussian) distribution with zero mean and unit variance, and $N(\mathbf{m}, \mathbf{C})$ is the multivariate normal distribution with mean \mathbf{m} and covariance \mathbf{C} . The Euclidean norm of a vector is $\|\mathbf{u}\| = \left(\sum_{i=1}^n |u_i|^2\right)^{1/2}$. The Frobenius norm of a matrix, [also known as Hilbert-Schmidt norm](#), is $\|\mathbf{A}\|_F = \left(\sum_{i=1}^m \sum_{j=1}^n |a_{i,j}|^2\right)^{1/2}$.

3 Kalman filter and ensemble Kalman filter

The state of the system at time t is described by a random vector \mathbf{X}_t of length n . The system evolution between two times t_1 and t_2 is given by a function $\mathcal{M}(\cdot, t_1, t_2)$, so that

$$\mathbf{X}_{t_2}^f = \mathcal{M}(\mathbf{X}_{t_1}^a, t_1, t_2). \quad (1)$$

The goal of the Kalman filter (KF) (Kalman, 1960) is to correct the forecast state of the system \mathbf{X}_t^f to obtain the analysis estimate \mathbf{X}_t^a of the true state \mathbf{X}_t , given noisy observations $\mathbf{Y}_t = \mathbf{H}_t \mathbf{X}_t + \boldsymbol{\epsilon}_t$, where \mathbf{H}_t is an observation operator, i.e., a mapping from state space to a data space, and $\boldsymbol{\epsilon}_t \sim N(\mathbf{0}, \mathbf{R}_t)$. When the distributions of the state \mathbf{X}_t and the data error are gaussian, the analysis satisfies

$$\mathbf{X}_t^a = \mathbf{X}_t^f - \mathbf{C}_t \mathbf{H}_t^* (\mathbf{H}_t \mathbf{C}_t \mathbf{H}_t^* + \mathbf{R}_t)^{-1} (\mathbf{H}_t \mathbf{X}_t^f - \mathbf{Y}_t), \quad (2)$$

where \mathbf{C}_t is the covariance of the forecast \mathbf{X}_t^f . In the KF, the state is represented by its mean and covariance, and the mean is transformed also by Eqs. (1) and (2). In the rest of the paper, we will drop the time index t and the superscript f , unless there is a danger of confusion.

In the EnKF, the analysis formulas (Eqs. 1 and 2) are applied to each ensemble member, with the covariance replaced by the sample covariance from the ensemble. The resulting ensemble, however, would underestimate the analysis covariance, which is corrected by a data perturbation by sampling from the data error distribution (Burgers et al., 1998). Denote by $\mathbf{X}^1, \dots, \mathbf{X}^N$ the forecast ensemble, created either by a perturbation of a background state or by evolving each analysis ensemble member from the previous time step independently by Eq. (1). Then, the analysis ensemble members are

$$\mathbf{X}^{a,j} = \mathbf{X}^j - \mathbf{C}^N \mathbf{H}^* \left(\mathbf{H} \mathbf{C}^N \mathbf{H}^* + \mathbf{R} \right)^{-1} \left(\mathbf{H} \mathbf{X}^j - \mathbf{Y}^j \right), \quad (3)$$

where the sample covariance matrix is

$$\mathbf{C}^N = \frac{1}{N-1} \sum_{j=1}^N \left(\mathbf{X}^j - \bar{\mathbf{X}} \right) \left(\mathbf{X}^j - \bar{\mathbf{X}} \right)^*, \quad \bar{\mathbf{X}} = \frac{1}{N} \sum_{j=1}^N \mathbf{X}^j \quad (4)$$

and $\mathbf{Y}^j = \mathbf{Y} + \boldsymbol{\tau}^j$ are the perturbed observations, with $\boldsymbol{\tau}^j \sim N(\mathbf{0}, \mathbf{R})$ independent.

The advantage of the EnKF update formula (Eq. 2) is that it can be implemented efficiently without having access to the whole sample covariance matrix \mathbf{C}^N . On the other hand, the rank of the matrix \mathbf{C}^N is at most $N-1$, and, in the while the number of significant modes can be higher. In the usual case when $N \ll n$ is small, the low rank of the approximation \mathbf{C}^N of the true forecast covariance \mathbf{C} is causes spurious long-range correlations, which are the biggest drawback of the EnKF.

4 Spectral diagonal EnKF

Let \mathbf{F} be an orthonormal transformation matrix, which transform-transforms each ensemble member to spectral space, and denote each transformed ensemble member by the additional subscript \mathbf{F} , $\mathbf{X}_{\mathbf{F}}^j = \mathbf{F} \mathbf{X}^j$, $j = 1, \dots, N$. Since the transformation is orthonormal, the inverse transformation is \mathbf{F}^* , so $\mathbf{F}^* \mathbf{X}_{\mathbf{F}}^j = \mathbf{X}^j$ for each $j = 1, \dots, N$. The columns of the inverse transform matrix \mathbf{F}^* are the spectral basis elements $\mathbf{u}_1, \dots, \mathbf{u}_n$, i.e., $\mathbf{F} = [\mathbf{u}_1, \dots, \mathbf{u}_n]^*$. We will also denote the sample covariance of the transformed ensemble with the additional subscript \mathbf{F} ,

$$\mathbf{C}_{\mathbf{F}}^N = \frac{1}{N-1} \sum_{j=1}^N \left(\mathbf{X}_{\mathbf{F}}^j - \bar{\mathbf{X}}_{\mathbf{F}} \right) \left(\mathbf{X}_{\mathbf{F}}^j - \bar{\mathbf{X}}_{\mathbf{F}} \right)^* = \mathbf{F} \mathbf{C}^N \mathbf{F}^*, \quad \bar{\mathbf{X}}_{\mathbf{F}} = \frac{1}{N} \sum_{j=1}^N \mathbf{X}_{\mathbf{F}}^j. \quad (5)$$

The idea of the spectral diagonal Kalman filter is to replace the sample covariance in the update formula (Eq. 3) by only the diagonal elements of sample covariance in spectral space,

$$\mathbf{D}_{\mathbf{F}}^N = \mathbf{C}_{\mathbf{F}}^N \circ \mathbf{I} = \begin{bmatrix} c_{1,1} & 0 & \cdots & 0 \\ 0 & c_{2,2} & & \vdots \\ \vdots & & \ddots & 0 \\ 0 & \cdots & 0 & c_{n,n} \end{bmatrix}, \quad c_{i,i} = \frac{1}{N-1} \sum_{j=1}^N \left| (\mathbf{X}_{\mathbf{F}}^j)_i - (\overline{\mathbf{X}}_{\mathbf{F}})_i \right|^2. \quad (6)$$

where \circ stands for Schur product, i.e., element-wise multiplication. The entries $c_{i,i}$ are the sample variances, computed without forming the whole matrix $\mathbf{C}_{\mathbf{F}}^N$. The diagonal [approximation model](#) is transformed back to physical space as

$$\mathbf{D}^N = \mathbf{F}^* \mathbf{D}_{\mathbf{F}}^N \mathbf{F}, \quad (7)$$

and the proposed analysis update is then

$$\mathbf{X}^{a,j} = \mathbf{X}^j - \mathbf{D}^N \mathbf{H} (\mathbf{H} \mathbf{D}^N \mathbf{H}^* + \mathbf{R})^{-1} (\mathbf{H} \mathbf{X}^j - \mathbf{Y}^j). \quad (8)$$

5 Error analysis

We will now compare the expected errors of the sample covariance and its spectral diagonal [approximation model](#) (Eq. 5). Assume that the ensemble members $\mathbf{X}^i \sim N(\overline{\mathbf{X}}, \mathbf{C})$ are independent, and the columns of the inverse spectral transformation \mathbf{F}^* are eigenvectors \mathbf{u}_i of the covariance \mathbf{C} with the corresponding eigenvalues λ_i .

$$\mathbf{F} = [\mathbf{u}_1, \dots, \mathbf{u}_n]^*, \quad \mathbf{C} \mathbf{u}_i = \lambda_i \mathbf{u}_i, \quad \mathbf{F} \mathbf{F}^* = \mathbf{I}.$$

Equivalently, in the basis $\{\mathbf{u}_1, \dots, \mathbf{u}_n\}$, the covariance $\mathbf{F} \mathbf{C} \mathbf{F}^*$ of $\mathbf{F} \mathbf{X}^i$ is diagonal, with the diagonal elements λ_i . This is the situation, e.g., when \mathbf{X}^i are sampled from a second-order stationary random field on a rectangular mesh, and \mathbf{u}_i is the Fourier basis. [7](#). The analysis extends results for a [sample covariance formula with known zero mean \(Furrer and Bengtsson, 2007; Mallat, 1998\)](#) by taking into account the sample mean in Eq. (4). This extension is important because the mean of the ensemble members is not known in practice, and an estimate must be used instead.

[Assume that the ensemble members \$\mathbf{X}^i \sim N\(\boldsymbol{\mu}, \mathbf{C}\)\$ are i.i.d. \(In the EnKF, the ensemble members after the first analysis cycle are not independent, because the sample covariance in the analysis step ties them together, but they converge to independent random vectors as the ensemble size \$N \rightarrow \infty\$ \(Le Gland et al., 2011; Mandel et al., 2011\). The following theorem shows that the spectral diagonal approximation has smaller expected error than the sample covariance, in Frobenius norm. \$N \rightarrow \infty\$ \(Le Gland et al., 2011; Mandel et al., 2011\).\)](#)

Theorem I (Error of the spectral diagonal approximation)

Let $\mathbf{X}^k \sim N(\bar{\mathbf{X}}, \mathbf{C})$, $k=1, \dots, N$, be independent, and the transformation \mathbf{F} satisfy (Eq. 9). Then, the expected squared errors in the Frobenius norm of the sample covariance \mathbf{C}^N (Eq. 4) and its spectral diagonal approximation \mathbf{D}^N (Eq. 7) are Using Lemma 1 from the Appendix and the fact that the Frobenius norm is invariant to orthogonal transformations, we have in any case,

$$\begin{aligned} \mathbb{E} [\|\mathbf{C} - \mathbf{C}^N\|_{\mathbb{F}}^2] &= \frac{2}{N-1} \sum_{i=1}^n \lambda_i^2 + \frac{1}{N-1} \sum_{\substack{i,j=1 \\ i \neq j}}^n \lambda_i \lambda_j, \approx \mathbb{E} \left[\left\| \mathbf{C}_{\mathbf{F}} - \mathbf{D}_{\mathbf{F}} \mathbf{C}_{\mathbf{F}}^N \right\|_{\mathbb{F}}^2 \right] = \frac{1}{N-1} \sum_{i,j=1}^n \left(\left| \left(\mathbf{C}_{\mathbf{F}} \right)_{i,j} \right|^2 + \left(\mathbf{C}_{\mathbf{F}} \right)_{i,i} \left(\mathbf{C}_{\mathbf{F}} \right)_{j,j} \right) \\ &\approx \frac{2}{N-1} \sum_{i=1}^n \lambda_i \left| \left(\mathbf{C}_{\mathbf{F}} \right)_{i,i} \right|^2 + \frac{1}{N-1} \sum_{\substack{i,j=1 \\ i \neq j}}^n \left(\mathbf{C}_{\mathbf{F}} \right)_{i,i} \left(\mathbf{C}_{\mathbf{F}} \right)_{j,j}. \end{aligned} \quad (9)$$

Proof. Without loss of generality, assume that $\bar{\mathbf{X}} = \mathbf{0}$. The Frobenius norm of a square matrix $\mathbf{A} = [\mathbf{a}_1, \dots, \mathbf{a}_n]$ is unitarily invariant, $\|\mathbf{F}\mathbf{A}\mathbf{F}^*\|_{\mathbb{F}}^2 = \|\mathbf{A}\|_{\mathbb{F}}^2$, because $\|\mathbf{F}\mathbf{A}\|_{\mathbb{F}}^2 = \sum_{i=1}^n \|\mathbf{F}\mathbf{a}_i\|_{\mathbb{F}}^2 = \sum_{i=1}^n \|\mathbf{a}_i\|_{\mathbb{F}}^2 = \|\mathbf{A}\|_{\mathbb{F}}^2 = \|\mathbf{A}^*\|_{\mathbb{F}}^2$. Thus,

$$\mathbb{E} [\|\mathbf{C} - \mathbf{C}^N\|_{\mathbb{F}}^2] = \mathbb{E} [\|\mathbf{C}_{\mathbf{F}} - \mathbf{C}_{\mathbf{F}}^N\|_{\mathbb{F}}^2] = \sum_{i,j=1}^n \mathbb{E} \left[\left| \left(\mathbf{C}_{\mathbf{F}} \right)_{i,j} - \left(\mathbf{C}_{\mathbf{F}}^N \right)_{i,j} \right|^2 \right] = \sum_{i,j=1}^n \text{Var} \left[\left(\mathbf{C}_{\mathbf{F}}^N \right)_{i,j} \right],$$

because the sample covariance is unbiased, $\mathbb{E} \left[\left(\mathbf{C}_{\mathbf{F}}^N \right)_{i,j} \right] = \left(\mathbf{C}_{\mathbf{F}} \right)_{i,j}$. Lemma 4 in the Appendix now gives Eq. (??). To prove Eq. (??), we consider the diagonal entries in the spectral domain,

$$\mathbb{E} [\|\mathbf{C} - \mathbf{D}^N\|_{\mathbb{F}}^2] = \mathbb{E} [\|\mathbf{C}_{\mathbf{F}} - \mathbf{D}_{\mathbf{F}}^N\|_{\mathbb{F}}^2] = \sum_{i=1}^n \mathbb{E} \left[\left| \left(\mathbf{C}_{\mathbf{F}} \right)_{i,i} - \left(\mathbf{C}_{\mathbf{F}}^N \right)_{i,i} \right|^2 \right] = \sum_{i=1}^n \text{Var} \left[\left(\mathbf{C}_{\mathbf{F}}^N \right)_{i,i} \right],$$

and use Lemma 4 again. ■

Since the eigenvalues of covariance are always nonnegative, we have $\lambda_i \lambda_j \geq 0$, therefore the spectral diagonal covariance decreases the expected squared error of sample covariance: The purpose of the spectral transformation is to bring the covariance to a diagonal form $\mathbf{C}_{\mathbf{F}} = \mathbf{F}\mathbf{C}\mathbf{F}^*$, where \mathbf{F} is orthogonal transformation. Specifically, the rows of the spectral transformation matrix \mathbf{F}^* are orthonormal eigenvectors of the covariance \mathbf{C} . This is the situation, e.g., when the ensemble members \mathbf{X}^i are sampled from a second-order stationary random field on a rectangular mesh, and the Fourier basis is used. Then, using $\left(\mathbf{C}_{\mathbf{F}} \right)_{i,j} = 0$ for $i \neq j$, we get that the expected error of the spectral diagonal model consists of the diagonal terms in the frequency domain only,

$$\begin{aligned} \mathbb{E} [\|\mathbf{C} - \mathbf{D}^N\|_{\mathbb{F}}^2] &\leq \mathbb{E} \left[\left\| \mathbf{C}_{\mathbf{F}} - \mathbf{C}_{\mathbf{F}}^N \circ \mathbf{I} \right\|_{\mathbb{F}}^2 \right] = \sum_{i=1}^n \left(\left| \left(\mathbf{C}_{\mathbf{F}} \right)_{i,i} \right|^2 + \left(\mathbf{C}_{\mathbf{F}} \right)_{i,i} \left(\mathbf{C}_{\mathbf{F}} \right)_{i,i} \right) \\ &= \frac{2}{N-1} \sum_{i=1}^n \left| \left(\mathbf{C}_{\mathbf{F}} \right)_{i,i} \right|^2. \end{aligned} \quad (10)$$

Consequently,

$$E [\|\mathbf{C} - \mathbf{D}^N\|_{\mathbb{F}}^2] \leq E [\|\mathbf{C} - \mathbf{C}^N\|_{\mathbb{F}}^2]. \quad (11)$$

with equality only if $\text{all } \lambda_i \lambda_j = 0, (\mathbf{C}_{\mathbb{F}})_{i,i} (\mathbf{C}_{\mathbb{F}})_{j,j} = 0, \text{ for all } i \neq j$, that is, only in the degenerate case when the exact covariance covariance $\mathbf{C}_{\mathbb{F}}$ and thus \mathbf{C} has have rank at most one. To compare the error terms further, note that $(\sum_{i=1}^n \lambda_i)^2 = \sum_{i,j=1}^n \lambda_i \lambda_j = \sum_{i,j=1, i \neq j}^n \lambda_i \lambda_j + \sum_{i=1}^n \lambda_i^2$,

To assess the improvement gained by the spectral diagonal model in Eq. (11), denote the eigenvalues of \mathbf{C} by $\lambda_i = (\mathbf{C}_{\mathbb{F}})_{i,i} = \lambda_i$, and without loss of generality assume that $0 \leq \lambda_1 \leq \lambda_2 \leq \dots \leq \lambda_n$. The error estimates (Eqs. 9 and 10) can be now written as

$$E [\|\mathbf{C} - \mathbf{C}^N\|_{\mathbb{F}}^2] = \frac{2}{N-1} \sum_{i=1}^n \lambda_i^2 + \frac{1}{N-1} \sum_{\substack{i,j=1 \\ i \neq j}}^n \lambda_i \lambda_j. \quad (12)$$

and

$$E [\|\mathbf{C} - \mathbf{D}^N\|_{\mathbb{F}}^2] = \frac{2}{N-1} \sum_{i=1}^n \lambda_i^2. \quad (13)$$

Note that

$$\left(\sum_{i=1}^n \lambda_i \right)^2 = \sum_{i,j=1}^n \lambda_i \lambda_j = \sum_{i,j=1, i \neq j}^n \lambda_i \lambda_j + \sum_{i=1}^n \lambda_i^2 \geq \sum_{i=1}^n \lambda_i^2, \quad (14)$$

which shows that the error of the sample covariance depends on the ℓ^1 norm of the eigenvalues sequence,

$$E [\|\mathbf{C} - \mathbf{C}^N\|_{\mathbb{F}}^2] = \frac{1}{N-1} \left(\sum_{k=1}^n \lambda_k^2 + \left(\sum_{k=1}^n \lambda_k \right)^2 \right) = \frac{1}{N-1} \left(\|\{\lambda_k\}_{k=1}^n\|_{\ell^2}^2 + \|\{\lambda_k\}_{k=1}^n\|_{\ell^1}^2 \right),$$

$$E [\|\mathbf{C} - \mathbf{C}^N\|_{\mathbb{F}}^2] = \frac{1}{N-1} \left(\sum_{k=1}^n \lambda_k^2 + \left(\sum_{k=1}^n \lambda_k \right)^2 \right) = \frac{1}{N-1} \left(\|\{\lambda_k\}_{k=1}^n\|_{\ell^2}^2 + \|\{\lambda_k\}_{k=1}^n\|_{\ell^1}^2 \right),$$

while the error of the spectral diagonal approximation model depends only on the ℓ^2 norm,

$$E [\|\mathbf{C} - \mathbf{D}^N\|_{\mathbb{F}}^2] = \frac{2}{N-1} \|\{\lambda_k\}_{k=1}^n\|_{\ell^2}^2,$$

$$E [\|\mathbf{C} - \mathbf{D}^N\|_{\mathbb{F}}^2] = \frac{2}{N-1} \|\{\lambda_k\}_{k=1}^n\|_{\ell^2}^2,$$

which is weaker than the ℓ^1 norm as the state space dimension $n \rightarrow \infty$. The improvement depends on the rate of decay of the eigenvalues as the index $k \rightarrow \infty$. Note that the eigenvalues of the covariance (if it exists) of a random element in an infinitely dimensional Hilbert space must satisfy the trace condition $\sum_{k=1}^{\infty} \lambda_k < \infty$, (e.g., Da Prato, 2006). The eigenvalues of the covariance in many

physical systems obey a power law, $\lambda_k \approx k^{-\alpha}$ with $\alpha > 1$, (e.g., Gaspari and Cohn, 1999). Suppose that $\lambda_k = ck^{-\alpha}$ and $n \rightarrow \infty$. Then,

$$\|\{\lambda_k\}_{k=1}^n\|_{\ell^2}^2 \rightarrow \sum_{k=1}^{\infty} k^{-2\alpha} \approx \int_1^{\infty} x^{-2\alpha} dx = \frac{1}{2\alpha-1},$$

$$\|\{\lambda_k\}_{k=1}^n\|_{\ell^1}^2 \rightarrow \sum_{k=1}^{\infty} k^{-\alpha} \approx \int_1^{\infty} x^{-\alpha} dx = \frac{1}{\alpha-1},$$

which gives the error ratio $\frac{E[\|\mathbf{C} - \mathbf{D}^N\|_{\mathbb{F}}^2]}{E[\|\mathbf{C} - \mathbf{C}^N\|_{\mathbb{F}}^2]} \rightarrow 0$ as $\alpha \rightarrow 1_+$, that is, when the eigenvalues decay slowly. Other considerations of similar ratios can be found in Furrer and Bengtsson (2007). Theorem 1 is related to but different from the estimate in Furrer and Bengtsson (2007, Eq. 12), which applies to the case when the mean is known exactly rather than the sample covariance here. Also, the analysis in Furrer and Bengtsson (2007) is in the physical domain rather than in the spectral domain.

Several concluding remarks are in order. Furrer and Bengtsson (2007) consider tapering to the diagonal in the physical space, but diagonal covariance in the physical space is never used in applications. The present method is EnKF with diagonal model in a spectral domain, where it is reasonable to expect that the covariance will be approximately diagonal.

While the spectral diagonal formulation improves the approximation for small ensembles, the spectral diagonal does not converge to the covariance as $N \rightarrow \infty$, unless the covariance is diagonal in the spectral basis.

Equations (9) and (10), respectively (12) and (13), can be written in the form, proposed by an anonymous reviewer,

$$E[\|\mathbf{C} - \mathbf{C}^N\|_{\mathbb{F}}^2] = \frac{1}{N-1} \text{Tr}(\mathbf{C}^2) + \frac{1}{N-1} (\text{Tr}(\mathbf{C}))^2 \quad (15)$$

$$E[\|\mathbf{C} - \mathbf{D}^N\|_{\mathbb{F}}^2] = \frac{2}{N-1} \text{Tr}(\mathbf{C}^2), \quad (16)$$

using the fact that the trace of a matrix is invariant to similarity transformation. The comparison (Eq. 11) also follows from Eqs. (15) and (16) by noting that $\text{Tr}(\mathbf{C}^2) \leq (\text{Tr}(\mathbf{C}))^2$ for all positive semidefinite \mathbf{C} , which can be seen, e.g., from Eq. (14).

6 Spectral EnKF algorithms

We will show that the analysis step can be implemented very efficiently in cases of practical interest. We drop the ensemble members index in all update formulas to make them more readable. Note that when using all the following formulas, it is necessary to perturb the observations.

6.1 State consisting of only one gridded variable, completely observed

Assume that the state consists of one gridded variable, e.g., $\mathbf{X} \in \mathbb{R}^n$, and that we can observe the whole system state, i.e., the observation function is the identity, $\mathbf{H} = \mathbf{I}$, and observations are $\mathbf{Y} \in \mathbb{R}^n$. Assume also that the observation noise covariance matrix is $c\mathbf{I}$, where $c > 0$ is a constant. In this special case, we can do the whole update in the spectral space, since it is possible to transform the innovation to the spectral space, and the analysis step (Eq. 8) becomes

$$\mathbf{X}^a = \mathbf{X} - \mathbf{F}^* \mathbf{D}_{\mathbf{F}}^N (\mathbf{D}_{\mathbf{F}}^N + c\mathbf{I})^{-1} \mathbf{F} (\mathbf{X} - \mathbf{Y}).$$

Note that the matrices $\mathbf{D}_{\mathbf{F}}^N$ and $\mathbf{D}_{\mathbf{F}}^N + c\mathbf{I}$ are diagonal, so any operation with them, such as inversion or multiplication, is very cheap. The matrix \mathbf{F} is never formed explicitly. Rather, the multiplications of \mathbf{F} and \mathbf{F}^* times a vector are implemented by the fast Fourier transform (FFT) or discrete wavelet transform (DWT). This is the base case of the FFT EnKF (Mandel et al., 2010a, b) and the wavelet EnKF (Beezley et al., 2011), respectively.

6.2 Multiple variables on the same grid, one variable completely observed

In a typical model, such as numerical weather prediction, the state consist usually of more than one variable. Assume the state consist of m different variables all based on the same grid of length n . Then each variable can be transformed to the spectral space independently, and we have the state vector $\mathbf{X} \in \mathbb{R}^{n \cdot m}$ and the transformation matrix in the block form

$$\mathbf{X} = \begin{bmatrix} \mathbf{X}_1 \\ \mathbf{X}_2 \\ \vdots \\ \mathbf{X}_m \end{bmatrix}, \quad \mathbf{F} = \begin{bmatrix} \tilde{\mathbf{F}} & \mathbf{0} & \cdots & \mathbf{0} \\ \mathbf{0} & \tilde{\mathbf{F}} & & \vdots \\ \vdots & & \ddots & \mathbf{0} \\ \mathbf{0} & \cdots & \mathbf{0} & \tilde{\mathbf{F}} \end{bmatrix}, \quad (17)$$

where each block \mathbf{X}_1 is a vector of length n and $\tilde{\mathbf{F}}$ is n by n transformation matrix.

Assume also that the whole state of the first variable \mathbf{X}_1 is observed, and again the covariance of observation error is $c\mathbf{I}$. In this case, the observation operator is the one by m block matrix of the form $\mathbf{H} = [\mathbf{I} \ \mathbf{0} \ \cdots \ \mathbf{0}]$. In the proposed method, we approximate the crosscovarianness between the variables also by the diagonal of the sample covariance in spectral space, $\mathbf{D}_{\mathbf{F}}^N = \left[\mathbf{D}_{i,j}^N \right]_{i,j=1}^m$, where $\mathbf{D}_{i,j}$ is the matrix containing only diagonal elements from the sample covariance matrix between transformed variables $\tilde{\mathbf{F}}\mathbf{X}_i$ and $\tilde{\mathbf{F}}\mathbf{X}_j$. With this notation, the analysis step (Eq. 8) becomes

$$\mathbf{X}^a = \begin{bmatrix} \mathbf{X}_1^a \\ \vdots \\ \mathbf{X}_m^a \end{bmatrix} = \begin{bmatrix} \mathbf{X}_1 \\ \vdots \\ \mathbf{X}_m \end{bmatrix} - \begin{bmatrix} \tilde{\mathbf{F}}^* \mathbf{D}_{1,1}^N \\ \vdots \\ \tilde{\mathbf{F}}^* \mathbf{D}_{m,1}^N \end{bmatrix} (\mathbf{D}_{1,1}^N + c\mathbf{I})^{-1} \tilde{\mathbf{F}} (\mathbf{X}_1 - \mathbf{Y}). \quad (18)$$

Note that again the matrix to be inverted is diagonal and full-rank, and the transformation $\tilde{\mathbf{F}}$ is implemented by a call to FFT or DWT, so the operations are computationally very efficient. A related

method using interpolation and projection was proposed for the case when the model variables are defined on non-matching grids (Beezley et al., 2011).

6.3 Multiple variables on the same grid, one variable observed at a small number of points

This situation occurs, e.g., when assimilated observations are from discrete stations. In this case, the observation matrix is $\mathbf{H} = [\mathbf{H}_1 \mathbf{0} \cdots \mathbf{0}]$, where \mathbf{H}_1 has a small number of rows, one for each data [point](#)[point](#), and \mathbf{X} and \mathbf{F} are the same as in Eq. (17). We substitute the diagonal spectral approximation into the analysis step (Eq. 8) directly, and Eq. (18) becomes

$$\mathbf{X}^a = \begin{bmatrix} \mathbf{X}_1 \\ \vdots \\ \mathbf{X}_m \end{bmatrix} - \begin{bmatrix} \tilde{\mathbf{F}}^* \mathbf{D}_{1,1}^N \\ \vdots \\ \tilde{\mathbf{F}}^* \mathbf{D}_{m,1}^N \end{bmatrix} \tilde{\mathbf{F}} \left(\mathbf{H}_1 \tilde{\mathbf{F}}^* \mathbf{D}_{1,1}^N \tilde{\mathbf{F}} \mathbf{H}_1^* + \mathbf{R} \right)^{-1} \left(\mathbf{H}_1 \mathbf{X}_1 - \mathbf{Y} \right). \quad (19)$$

The solution of a system of linear equations with the matrix $\mathbf{H}_1 \tilde{\mathbf{F}}^* \mathbf{D}_{1,1}^N \tilde{\mathbf{F}} \mathbf{H}_1^* + \mathbf{R}$ in Eq. (19) does not present a problem, because its dimension is small by assumption, and $\tilde{\mathbf{F}} \mathbf{H}_1^*$ is easy to compute explicitly by the action of FFT on the columns of \mathbf{H}_1^* . Note that in this case, the data noise covariance \mathbf{R} may be arbitrary.

6.4 State consisting of more variables, one partly observed

Consider the situation when the number of observation points is too large for the method of Sect. 6.3 to be feasible, but only one variable on a [contiguous](#) part of the mesh is observed. The typical example of this type may be radar images, which cover typically only a part of domain of the numerical weather prediction model.

The method will go through for any observed subset of entries of the gridded variable \mathbf{X}_1 , but the performance will vary. The performance tends to be better when the observed and unobserved entries of \mathbf{X}_1 fill two subdomains of the physical domain with a relatively small boundary between them. A detailed investigation, however, is planned for elsewhere.

Suppose that observations $(\mathbf{Y})_j$ of the values of the first variable $(\mathbf{X}_1)_j$ are available only for a subset of indices $j \in M \subset \{1, \dots, n\}$. Augment the forecast state by an additional variable \mathbf{X}_0 . For $j = 1, \dots, n$, set $(\mathbf{X}_0)_j = (\mathbf{X}_1)_j$ if $j \in M$, $(\mathbf{X}_0)_j = (\mathbf{Y})_j = 0$ if $j \notin M$. We can now use the analysis update (Eq. 18) with the augmented state $\tilde{\mathbf{X}} = (\mathbf{X}_0, \mathbf{X}_1, \dots, \mathbf{X}_m)$ and observation $\tilde{\mathbf{Y}} = (\mathbf{Y}, \mathbf{0}, \dots, \mathbf{0})$, to get the augmented analysis $\tilde{\mathbf{X}}^a = (\mathbf{X}_0^a, \mathbf{X}_1^a, \dots, \mathbf{X}_m^a)$, and drop \mathbf{X}_0^a .

Note that the innovations to the original variables are propagated through the spectral diagonal approximation of cross covariance between the original and augmented variables. Since this covariance is not spatially homogeneous, a Fourier basis will not be appropriate, and computational experiments in Sect. 7 confirm that wavelets indeed perform better.

7 Computational experiments

In all experiments, we use the usual twin experiment approach. A run of the model from one set of initial conditions is used to generate a sequence of states, which plays the role of the truth. Data values were obtained by applying the observation operator to the truth; the data perturbation was done only for ensemble members within the assimilation algorithm. A second set of initial conditions is used for data assimilation and for a free run, with no data assimilation, for comparison. The error of the free run should be an upper bound on the error of a reasonable data assimilation method.

We evaluate the filter by the root mean square error, $\text{RMSE} = \left(\frac{1}{n} \sum_{i=1}^n |(\mathbf{X})_i - (\overline{\mathbf{X}}^a)_i|^2 \right)^{1/2}$, where $\overline{\mathbf{X}}^a$ is the analysis-

$$\text{RMSE} = \left(\frac{1}{n} \sum_{i=1}^n |(\mathbf{X})_i - (\overline{\mathbf{X}})_i|^2 \right)^{1/2},$$

where $\overline{\mathbf{X}}$ is the ensemble mean, forecast or analysis, \mathbf{X} is the true state, and n is the number of the grid points x_i . In the case when the state consist-consists of more than one variable, such as in the shallow water equations, we evaluate the error of each variable independently. While the purpose of a single analysis step is to balance the uncertainties of the state and the data rather than minimize minimise the RMSE, the RMSE values over multiple time steps are used to evaluate how well the data assimilation fulfills its overall purpose to track the truth.

We evaluate the RMSE of the the-standard EnKF, marked as EnKF in the legend of the figures, and the spectral diagonal EnKF with the discrete sine transform, discrete cosine transform, and the Coiflet 2,4 discrete wavelet transform (Daubechies, 1992), marked as DST, DCT, and DWT, respectively.

7.1 Lorenz 96

In the Lorenz 96 model (Lorenz, 2006), the state consists of one variable $\mathbf{X}_t \in \mathbb{R}^K$, $\mathbf{X}_t = (x_1, \dots, x_K)$, governed by the differential equations

$$\frac{dx_j}{dt} = x_{j-1}x_{j+1} - x_{j-1}x_{j-2} - x_j + F, \quad j = 1, \dots, K,$$

where the values of x_{j-K} and x_{j+K} are defined to be equal to x_j for each $j = 1, \dots, K$, and F is a parameter.

Our experiments' setup follows the one used in Lorenz and Emanuel (1998). We set the parameter $F = 8$, which causes the system-model to be strongly chaotic. The timestep-of time step of the model was set to 0.01s and the analysis cycle was 1s 0.01 time unit with assimilation every 0.05 time unit, which is equivalent to assimilation into a climatological model every 6 hours. The data covariance was diagonal, with diagonal entries equal to 0.04 and the standard deviation of observation error was set to $F/40$. The ensemble and the initial conditions for the truth were generated by sampling from

$N(0.0005, 0.01)$. The ensemble $N(F/4, F^2/4)$, and spin up for 18 time units (equivalent to 90 days) was performed. Additionally, while the true state was advanced using the true values of $F = 8$, the ensemble members were advanced using the value $0.95F$ in the Lorenz model.

The only difference from the experiment in Lorenz and Emanuel (1998) was the dimension of the model, where we used 256 instead of 40. We chose 256 because dyadic length of state vector is required when using wavelet transformation, because we wanted to test the proposed augmented algorithm with a significant number of observations and because we wanted to have a significant difference between ensemble size and state dimension. To test the chaotic properties of this model we performed two independent simulations with very close initial conditions and measured the difference in each time step between the states using maximum norm. Initial values for the first simulation were generated as i.i.d. random variables from $N(F/4, F^2/4)$, and the initial values for the second simulation were created by perturbing the the first set of initial values with white noise with variance equal to 0.0001. We performed this experiment for both state dimensions, 40 and ~~the truth were moved forward for 10 s, then the assimilation starts.~~ 256. The results (Fig. 1a) show that the change of the state dimension does not affect the rate of divergence of two initially close solutions. Fig. 1b and Fig. 1c show one solution of Lorenz 96 model with state dimension 40 and 256 respectively after 50 time units for illustration of the chaotic character of the state.

In the case when the whole state is observed, spectral filters with ensemble size $N = 4$ (Fig. 2a) already decrease the error significantly compared to a run with no assimilation, while the standard EnKF actually increases the error. For all filters, the error eventually decreases with the ensemble size at the standard rate $N^{-1/2}$, but the spectral EnKF shows the error decrease from the start, while the EnKF lags until the ensemble size is comparable to the state dimension, and even then its RMSE is significantly higher (Fig. 2b).

Next, consider the case when only the first m points of a grid are observed. In the legend, DCT-S and DWT-S are the method with the discrete cosine transform, and the Coiflet 2,4 discrete wavelet transform, respectively, with the standard analysis update (Eq. 8), while DCT-A and DWT-A use the augmented state method from Sect. 6.4. Figure 3 shows that the spectral diagonal method ~~decrease~~ decreases the RMSE, while the standard EnKF is unstable. This observation is consistent with the result of Kelly et al. (2014), which shows that, for a class of dynamical systems, the EnKF remains within a bounded distance of truth if sufficiently large covariance inflation is used and if the whole state is observed. The augmented state method DWT-A with wavelet transformation gave almost the same analysis error as DCT-S, which is using the spectral diagonal filter with the exact observation matrix, while the cosine basis, which implies a homogenous random field, resulted in a much larger error (method DCT-A). A similar behavior was seen with a smaller number of observed points as well, but the error reduction in spectral diagonal EnKF was smaller (not shown).

7.2 Shallow water equations

The shallow water equations can serve as a simplified model of atmospheric flow. The state $\mathbf{Y} = (h, u, v)$ consists of water level height h and [momentum-velocities](#) u, v in x and y directions, governed by the differential equations of conservation of mass and momentum,

$$\begin{aligned} \frac{\partial h}{\partial t} + \frac{\partial(uh)}{\partial x} + \frac{\partial(vh)}{\partial y} &= 0, \\ \frac{\partial(hu)}{\partial t} + \frac{\partial(hu)}{\partial x} + \frac{\partial}{\partial x} \frac{\partial}{\partial x} \left(hu^2 + \frac{1}{2}gh^2 \right) + \frac{\partial(huv)}{\partial y} &= 0, \\ \frac{\partial(hv)}{\partial t} + \frac{\partial(hv)}{\partial y} + \frac{\partial(huv)}{\partial x} + \frac{\partial}{\partial y} \frac{\partial}{\partial y} \left(hv^2 + \frac{1}{2}gh^2 \right) &= 0, \end{aligned}$$

where g is gravity acceleration, with reflective boundary conditions, and without Coriolis force or viscosity. The equations were [discretized-discretised](#) on a rectangular grid size 64×64 with horizontal distance between grid points 150 km and advanced by the Lax–Wendroff method with the time step 1 s. The initial values [where-were](#) water level $h = 10$ km, plus Gaussian water raise of height 1 km, width 32 nodes, in the center of the domain, and $u = v = 0$. See Moler (2011, Chapter 18) for details.

We have used two independent initial conditions, one used for the truth and another for the ensemble and the free run. The only difference was the location of the initial wave. Both states were moved forward for [43 h](#). Then the ensemble was created by adding random noise (with prescribed background covariance). Then, all states were moved forward for another [hour3 hours](#), and assimilation starts [5h-6h](#) after the model [initializationinitialisation](#). All assimilation methods start with the same forecast in the first assimilation cycle. [2-D tensor product FFT and DWT were used in the diagonal spectral EnKF. The observation error was assumed to have zero mean and variance 1000 m² in h and 1000 kg m s⁻¹ in u and v.](#)

The background covariance for initial ensemble perturbation was estimated using samples taken every [second from time t_{start} = 4h-minute from time t_{start} = 3h](#) to time $t_{\text{end}} = 6$ h, and modified by tapering the sample covariance matrix \mathbf{C}_N as $\mathbf{B} = \mathbf{C}_N \circ \mathbf{T}$, where the tapering matrix \mathbf{T} had the block structure

$$\mathbf{T} = \begin{bmatrix} \mathbf{A} & \mathbf{0} & \mathbf{0} \\ \mathbf{0} & \mathbf{A} & \mathbf{0} \\ \mathbf{0} & \mathbf{0} & \mathbf{A} \end{bmatrix} + 0.9 \begin{bmatrix} \mathbf{0} & \mathbf{A} & \mathbf{A} \\ \mathbf{A} & \mathbf{0} & \mathbf{A} \\ \mathbf{A} & \mathbf{A} & \mathbf{0} \end{bmatrix},$$

where the entry between nodes (i_a, j_a) and (i_b, j_b) is $(\mathbf{A})_{a,b} = \exp(-|i_a - i_b|) \exp(-|j_a - j_b|)$. [2-D tensor product FFT and DWT were used in the diagonal spectral EnKF. The observation error was taken with zero mean and variance 1000 m² in h. Note that matrix \$\mathbf{T}\$ could be also rewritten using Kronecker product as \$\mathbf{T} = \mathbf{K} \otimes \(\mathbf{M} \otimes \mathbf{M}\)\$, where \$\mathbf{K}\$ is \$3 \times 3\$ square matrix with elements \$\(\mathbf{K}\)_{i,i} = 1\$, \$\(\mathbf{K}\)_{i,j} = 0.9\$ if \$i \neq j\$ and \$\mathbf{M}\$ is \$64 \times 64\$ square matrix with elements](#)

~~$(\mathbf{M})_{i,j} = \exp(|i-j|)$. Since both matrices \mathbf{K} and 1000 kg m s^{-1} in u and v . The forecast ensemble was created by adding random noise with the covariance \mathbf{B} 4h after the model initialization. To relax the ensemble members, the model was run for another hour before the assimilation started. So the first assimilation was performed 5h after the model initialization. After the first assimilation, another 4 assimilation cycles were performed every 60s. \mathbf{M} are positive definite, matrix \mathbf{T} is also positive definite.~~

When the full state is observed, the spectral diagonal method decreased the RMSE in all variables dramatically (Fig. 4), unlike the standard EnKF. When only the water level is observed, the RMSE in spectral diagonal EnKF decreases less, but still much more than in the standard EnKF (Fig. 5).

8 Conclusions

A version of the ensemble Kalman filter was presented, based on replacing the sample covariance by its diagonal in the spectral space, which provides a simple, efficient, and automatic localization. We have demonstrated efficient implementations for several classes of observation operators and data important in applications, including high-dimensional data defined on a ~~continuous~~ part of the domain, such as radar or satellite images. The spectral diagonal was proved rigorously to give a lower mean square error ~~that than~~ the sample covariance. Computational experiments with the Lorenz 96 problem and the shallow water equations have shown that the analysis error drops very fast for small ensembles, and the method is stable over multiple analysis cycles. The paper provides a ~~new technology technique~~ for data assimilation, which can work with minimal computational resources, because an implementation needs only an orthogonal transformation, such as the fast Fourier or discrete wavelet transform, and manipulation of vectors and diagonal matrices. Therefore, it should be of interest in applications.

~~The present method uses orthogonal transformation, but orthogonality is not a necessary condition for a diagonal assumption in general; diagonal approximation with frames was proposed in Pannekoucke et al. (2007). The question of further reducing the number of parameters and thus sampling noise, as in, e.g., functions of the Laplace operator, is also of interest. When spectral diagonalization is used in the horizontal planes, the question is how to connect horizontal sheets along the vertical dimension. In Pannekoucke (2008, Appendix D), wavelet packets are used to take advantage of the orthogonal basis dictionary they provide. These issues will be studied elsewhere.~~

9 Properties of sample covariance matrix

~~The method described in Sect. 6.2 is general and it allows arbitrary linear observation operators, but an inverse (i.e., solving a system) in the observation space is required. The computational cost then grows as the cube of data dimension. This issue is well known in spectral variational methods;~~

techniques used in the literature include aggregating and interpolating observations to create “super observations” as gridded arrays (Parrish and Derber, 1992).

Let $\mathbf{U}^k \sim N(\mathbf{0}, \mathbf{C})$ be independent random vectors in \mathbb{R}^n or \mathbb{C}^n . For each \mathbf{U}^k , we have the Karhunen–Loève decomposition

$$\mathbf{U}^k = \sum_{j=1}^n \lambda_j^{1/2} \theta_{j,k} \mathbf{u}_j, \theta_{j,k} \sim N(0, 1) \text{ independent,}$$

where $\lambda_j \geq 0$ are the eigenvalues and \mathbf{u}_j orthonormal eigenvectors of the covariance matrix \mathbf{C} . Let $\mathbf{F} = [\mathbf{u}_1, \dots, \mathbf{u}_n]^*$. By a direct computation, we have in the basis of the eigenvectors:-

Lemma 2 The random vector $\mathbf{U}_{\mathbf{F}}^k = \mathbf{F}\mathbf{U}^k \sim N(\mathbf{0}, \mathbf{C}_{\mathbf{F}})$, where $\mathbf{C}_{\mathbf{F}} = \mathbf{F}\mathbf{C}\mathbf{F}^*$ is a diagonal matrix with $\lambda_1, \dots, \lambda_n$ on the diagonal.

Appendix A: Error estimate of sample covariance matrix

Next, we use Eq. (20) to compute an expansion of the sample covariance entries. We prove an extension of (Mallat, 1998, Prop. 10.14) to sample covariance of a random vector with unknown mean.

Lemma 31. Let $\mathbf{C}_{\mathbf{F}}^N$ be the sample covariance of $\mathbf{U}_{\mathbf{F}}^1, \dots, \mathbf{U}_{\mathbf{F}}^N$, cf., (Eq. 5). Then,

$$(\mathbf{C}_{\mathbf{F}}^N)_{i,j} = \frac{(\lambda_i \lambda_j)^{1/2}}{N-1} \left(\sum_{k=1}^N \theta_{i,k} \theta_{j,k} - \frac{1}{N} \sum_{l=1}^N \theta_{i,l} \sum_{m=1}^N \theta_{j,m} \right).$$

Let $\mathbf{U}^k \sim N(\boldsymbol{\mu}, \mathbf{C})$, $k = 1, \dots, N$, be i.i.d. vectors in \mathbb{R}^n or \mathbb{C}^n , and

$$(\mathbf{C}^N)_{i,j} = \frac{1}{N-1} \left(\sum_{k=1}^N \left((\mathbf{U}^k)_i - \frac{1}{N} \sum_{l=1}^N (\mathbf{U}^k)_i \right) \left((\mathbf{U}^k)_j - \frac{1}{N} \sum_{l=1}^N (\mathbf{U}^l)_j \right)^* \right) \quad (\text{A1})$$

their sample covariance. Then,

$$\mathbb{E} \left[\left| (\mathbf{C}^N)_{i,j} - (\mathbf{C})_{i,j} \right|^2 \right] = \frac{1}{N-1} \left(\left| (\mathbf{C})_{i,j} \right|^2 + (\mathbf{C})_{i,i} (\mathbf{C})_{j,j} \right).$$

Proof. From the definition The proof follows that of (Mallat, 1998, Prop. 10.14) with adjustments for the presence of the sample covariance.

$$\begin{aligned} (\mathbf{C}_{\mathbf{F}}^N)_{i,j} &= \frac{1}{N-1} \sum_{k=1}^N (\mathbf{U}_{\mathbf{F}}^k - \bar{\mathbf{U}}_{\mathbf{F}})_i (\mathbf{U}_{\mathbf{F}}^k - \bar{\mathbf{U}}_{\mathbf{F}})_j^* \\ &= \frac{1}{N-1} \sum_{k=1}^N \left(\mathbf{U}_{\mathbf{F}}^k - \frac{1}{N} \sum_{l=1}^N \mathbf{U}_{\mathbf{F}}^l \right)_i \left(\mathbf{U}_{\mathbf{F}}^k - \frac{1}{N} \sum_{m=1}^N \mathbf{U}_{\mathbf{F}}^m \right)_j^* \\ &= \frac{1}{N-1} \left(\sum_{k=1}^N (\mathbf{U}_{\mathbf{F}}^k)_i (\mathbf{U}_{\mathbf{F}}^{k*})_j - \frac{1}{N} \sum_{l=1}^N (\mathbf{U}_{\mathbf{F}}^k)_l \sum_{m=1}^N (\mathbf{U}_{\mathbf{F}}^l)_m \right) \\ &= \frac{(\lambda_i \lambda_j)^{1/2}}{N-1} \left(\sum_{k=1}^N \theta_{i,k} \theta_{j,k} - \frac{1}{N} \sum_{l=1}^N \theta_{i,l} \sum_{m=1}^N \theta_{j,m} \right). \quad \blacksquare \end{aligned}$$

Finally, we use the expansion (mean in Eq. A1) to derive the variance (A1). Each element of the sample covariance entries-

Lemma 4 The variance of each entry of \mathbf{C}_F^N is

$$\text{Var} \left[(\mathbf{C}_F^N)_{i,j} \right] = \begin{cases} \frac{2\lambda_i^2}{N-1} & \text{if } i = j, \\ \frac{\lambda_i \lambda_j}{N-1} & \text{if } i \neq j. \end{cases}$$

Proof. The sample covariance $c_{i,j}^N = (\mathbf{C}_F^N)_{i,j}$ is unbiased estimate of the true covariance $c_{i,j} = (\mathbf{C})_{i,j}$, so

$$\text{E} \left[|c_{i,j}^N - c_{i,j}|^2 \right] = \text{E} \left[|c_{i,j}^N|^2 \right] - |c_{i,j}|^2.$$

Without loss of generality, assume $\boldsymbol{\mu} = \mathbf{0}$, subtracting the constant $\boldsymbol{\mu}$ if necessary, and compute

$$\begin{aligned} \text{E} \left[|c_{i,j}^N|^2 \right] &= \text{E} \left[\left| \frac{1}{N-1} \left(\sum_{k=1}^N u_i^k (u_j^k)^* - \frac{1}{N} \sum_{l=1}^N u_i^l \sum_{m=1}^N (u_j^m)^* \right) \right|^2 \right] \\ &= \frac{1}{(N-1)^2} \text{E} \left[\left| \sum_{k=1}^N u_i^k (u_j^k)^* \right|^2 \right] - \frac{1}{N(N-1)^2} \text{E} \left[\sum_{k,l,m=1}^N u_i^k (u_j^k)^* (u_i^l)^* u_j^m \right] \\ &\quad - \frac{1}{N(N-1)^2} \text{E} \left[\sum_{k,l,m=1}^N (u_i^k)^* u_j^k u_i^l (u_j^m)^* \right] \\ &\quad + \frac{1}{N^2(N-1)^2} \text{E} \left[\left| \sum_{l,m=1}^N u_i^l (u_j^m)^* \right|^2 \right]. \end{aligned} \tag{A2}$$

Now we utilize the Isserlis theorem, also known as Wick's formula, which states that if A_1, A_2, A_3, A_4 have joint centred gaussian distribution, then

$$\text{E}[A_1 A_2 A_3 A_4] = \text{E}[A_1 A_2] \text{E}[A_3 A_4] + \text{E}[A_1 A_3] \text{E}[A_2 A_4] + \text{E}[A_1 A_4] \text{E}[A_2 A_3],$$

cf., so from Lemma 3-

$$\begin{aligned} \text{Var} \left[(\mathbf{C}_F^N)_{i,i} \right] &= \text{E} \left[\left| (\mathbf{C}_F^N)_{i,i} - \text{E} \left[(\mathbf{C}_F^N)_{i,i} \right] \right|^2 \right] = \text{E} \left[\left| (\mathbf{C}_F^N)_{i,i} - (\mathbf{C}_F)_{i,i} \right|^2 \right] \\ &= \text{E} \left[\left(\frac{(\lambda_i \lambda_i)^{1/2}}{N-1} \left(\sum_{k=1}^N \theta_{i,k}^2 - \frac{1}{N} \sum_{k,l=1}^N (\theta_{i,k} \theta_{i,l}) \right) - \lambda_i \right)^2 \right] \\ &= \frac{\lambda_i^2}{(N-1)^2} \text{E} \left[\left(\sum_{k=1}^N \theta_{i,k}^2 \right)^2 \right] - \frac{2\lambda_i^2}{N(N-1)^2} \text{E} \left[\sum_{k,l,m=1}^N \theta_{i,k}^2 \theta_{i,l} \theta_{i,m} \right] \\ &\quad + \frac{\lambda_i^2}{N^2(N-1)^2} \text{E} \left[\left(\sum_{k,l=1}^N \theta_{i,k} \theta_{i,l} \right)^2 \right] - \frac{2\lambda_i^2}{(N-1)} \text{E} \left[\sum_{k=1}^N \theta_{i,k}^2 \right] \end{aligned}$$

$$+ \frac{2\lambda_i^2}{N(N-1)} \mathbf{E} \left[\sum_{k,l=1}^N \theta_{i,k} \theta_{i,l} \right] + \lambda_i^2.$$

The random variables $\theta_{i,k}$ are i.i.d., so it follows that

$$\mathbf{E} [\theta_{i,k} \theta_{i,l} \theta_{i,m} \theta_{i,n}] = \begin{cases} 3 & \text{if } k = l = m = n, \\ 1 & \text{if } k = l, m = n, k \neq m, \\ 1 & \text{if } k = m, l = n, k \neq l, \\ 1 & \text{if } k = n, l = m, k \neq l, \\ 0 & \text{otherwise,} \end{cases}$$

and we can compute all the expected values in Eq. (A3),

$$\mathbf{E} \left[\left(\sum_{k=1}^N \theta_{i,k}^2 \right)^2 \right] = \sum_{k=1}^N \mathbf{E} [\theta_{i,k}^4] + \sum_{k=1}^N \sum_{l=1, l \neq k}^N \mathbf{E} [\theta_{i,l}^2 \theta_{i,k}^2] = 3N + N(N-1) = N(N+2),$$

$$\mathbf{E} \left[\sum_{k,l,m=1}^N \theta_{i,k}^2 \theta_{i,l} \theta_{i,m} \right] = \sum_{k=1}^N \mathbf{E} [\theta_{i,k}^4] + \sum_{k,l=1, l \neq k}^N \mathbf{E} [\theta_{i,k}^2 \theta_{i,l}^2] = 3N + N(N-1) = N(N+2),$$

$$\begin{aligned} \mathbf{E} \left[\left(\sum_{k,l=1}^N \theta_{i,k} \theta_{i,l} \right)^2 \right] &= \sum_{k,l,m,n=1}^N \mathbf{E} [\theta_{i,k} \theta_{i,l} \theta_{i,m} \theta_{i,n}] \\ &= \sum_{k=1}^N \mathbf{E} [\theta_{i,k}^4] + 3 \sum_{k,l=1, l \neq k}^N \mathbf{E} [\theta_{i,k}^2 \theta_{i,l}^2] = 3N^2, \end{aligned}$$

$$\mathbf{E} \left[\sum_{k=1}^N \theta_{i,k}^2 \right] = \sum_{k=1}^N \mathbf{E} [\theta_{i,k}^2] = N,$$

$$\mathbf{E} \left[\sum_{k,l=1}^N \theta_{i,k} \theta_{i,l} \right] = \sum_{k=1}^N \mathbf{E} [\theta_{i,k}^2] = N.$$

Together, we get

$$\text{Var} \left[(\mathbf{C}_{\mathbf{F}}^N)_{i,i} \right] = \lambda_i^2 \left(\frac{N(N+2)}{(N-1)^2} - \frac{2(N+2)}{(N-1)^2} + \frac{3}{(N-1)^2} - \frac{2N}{N-1} + \frac{2}{N-1} + 1 \right) = \frac{2\lambda_i^2}{N-1}.$$

The variance of the off-diagonal entry $(\mathbf{C}_{\mathbf{F}}^N)_{i,j}$, $i \neq j$, is

$$\begin{aligned} \text{Var} \left[(\mathbf{C}_{\mathbf{F}}^N)_{i,j} \right] &= \mathbf{E} \left[\left| (\mathbf{C}_{\mathbf{F}}^N)_{i,j} - \mathbf{E} \left[(\mathbf{C}_{\mathbf{F}}^N)_{i,j} \right] \right|^2 \right] = \mathbf{E} \left[\left| (\mathbf{C}_{\mathbf{F}}^N)_{i,j} - (\mathbf{C}_{\mathbf{F}})_{i,j} \right|^2 \right] \\ &= \mathbf{E} \left[\left(\frac{(\lambda_i \lambda_j)^{1/2}}{N-1} \left(\sum_{k=1}^N \theta_{i,k} \theta_{j,k} - \frac{1}{N} \sum_{k,l=1}^N (\theta_{i,k} \theta_{j,l}) \right) - 0 \right)^2 \right] \\ &= \frac{\lambda_i \lambda_j}{(N-1)^2} \mathbf{E} \left[\left(\sum_{k=1}^N \theta_{i,k} \theta_{j,k} \right)^2 \right] - \frac{2\lambda_i \lambda_j}{N(N-1)^2} \mathbf{E} \left[\sum_{k,l,m=1}^N \theta_{i,k} \theta_{j,k} \theta_{i,l} \theta_{j,m} \right] \end{aligned}$$

$$+ \frac{\lambda_i \lambda_j}{N^2(N-1)^2} \mathbb{E} \left[\left(\sum_{k,l=1}^N \theta_{i,k} \theta_{j,l} \right)^2 \right].$$

The integrals Isserlis (1918). Since our samples are independent and $\mathbb{E}[u_i^k] = 0$, we know that

$$\mathbb{E}[u_i^k (u_j^k)^*] = c_{ij}, \quad \mathbb{E}[u_i^k u_j^l] = 0 \text{ if } k \neq l,$$

and we get

$$\begin{aligned} \mathbb{E}[u_i^k (u_j^l)^* (u_i^m)^* u_j^n] &= |c_{i,j}|^2 \mathbf{1}_{\{k=l,m=n\}} + c_{i,i} c_{j,j} \mathbf{1}_{\{k=m,l=n\}} \\ &\quad + \mathbb{E}[u_i u_j] \mathbb{E}[(u_j)^* (u_i)^*] \mathbf{1}_{\{k=n,l=m\}}. \end{aligned}$$

Applying this equation in Eq. (A3) are-

$$\begin{aligned} \mathbb{E} \left[\left(\sum_{k=1}^N \theta_{i,k} \theta_{j,k} \right)^2 \right] &= \sum_{k,l=1}^N \mathbb{E}[\theta_{i,k} \theta_{j,k} \theta_{i,l} \theta_{j,l}] = \sum_{k,l=1}^N \mathbb{E}[\theta_{i,k} \theta_{i,l}] \mathbb{E}[\theta_{j,k} \theta_{j,l}] \\ &= \sum_{k=1}^N \mathbb{E}[\theta_{i,k} \theta_{i,k}] \mathbb{E}[\theta_{j,k} \theta_{j,k}] = N, \end{aligned}$$

$$\begin{aligned} \mathbb{E} \left[\sum_{k,l,m=1}^N \theta_{i,k} \theta_{j,k} \theta_{i,l} \theta_{j,m} \right] &= \sum_{k,l,m=1}^N \mathbb{E}[\theta_{i,k} \theta_{i,l}] \mathbb{E}[\theta_{j,k} \theta_{j,m}] \\ &= \sum_{k=1}^N \mathbb{E}[\theta_{i,k} \theta_{i,k}] \mathbb{E}[\theta_{j,k} \theta_{j,k}] = N, \end{aligned}$$

$$\begin{aligned} \mathbb{E} \left[\left(\sum_{k,l=1}^N \theta_{i,k} \theta_{j,l} \right)^2 \right] &= \mathbb{E} \left[\left(\sum_{k=1}^N \theta_{i,k} \sum_{l=1}^N \theta_{j,l} \right)^2 \right] \\ &= \mathbb{E} \left[\left(\sum_{k=1}^N \theta_{i,k} \right)^2 \right] \mathbb{E} \left[\left(\sum_{l=1}^N \theta_{j,l} \right)^2 \right] = N^2. \end{aligned}$$

So, the variance of an off-diagonal element is-

$$\text{Var} \left[(\mathbf{C}_F^N)_{i,j} \right] = \frac{\lambda_i \lambda_j}{(N-1)^2} (N-2+1) = \frac{\lambda_i \lambda_j}{N-1}. \quad \blacksquare$$

we get

$$\mathbb{E} \left[|c_{i,j}^N|^2 \right] = \frac{1}{N-1} (c_{i,i} c_{j,j} + N |c_{i,j}|^2)$$

and the final result follows,

$$\mathbb{E} \left[|c_{i,j}^N - c_{i,j}|^2 \right] = \frac{1}{N-1} (c_{i,i} c_{j,j} + N |c_{i,j}|^2) - |c_{i,j}|^2 = \frac{1}{N-1} (c_{i,i} c_{j,j} + |c_{i,j}|^2). \quad \blacksquare$$

Acknowledgements. The authors would like to thank the anonymous reviewers and the editor, whose comments have contributed to improving the paper. This research was partially supported by the Czech Science Foundation under the grant GA13-34856S and the US National Science Foundation under the grant DMS-1216481. A part of this reseach was done when Ivan Kasanický and Martin Vejmelka were visiting the University of Colorado Denver.

References

- Anderson, B. D. O. and Moore, J. B.: Optimal Filtering, Prentice-Hall, Englewood Cliffs, NJ, 1979.
- Anderson, J. L.: An ensemble adjustment Kalman filter for data assimilation, *Mon. Weather Rev.*, 129, 2884–2903, doi:10.1175/1520-0493(2001)129<2884:AEAKFF>2.0.CO;2, 2001.
- Beezley, J. D., Mandel, J., and Cobb, L.: Wavelet ensemble Kalman filters, in: Proceedings of IEEE IDAACS'2011, Prague, 15–17 September 2011, Vol. 2, IEEE, 514–518, doi:10.1109/IDAACS.2011.6072819, 2011.
- Berre, L.: Estimation of synoptic and mesoscale forecast error covariances in a limited-area model, *Mon. Weather Rev.*, 128, 644–667, doi:10.1175/1520-0493(2000)128<0644:EOSAMF>2.0.CO;2, 2000.
- [Berre, L., Pannekoucke, O., Desroziers, G., Stefanescu, S., Chapnik, B., and Raynaud, L.: A variational assimilation ensemble and the spatial filtering of its error covariances: increase of sample size by local spatial averaging. \[http://old.ecmwf.int/publications/library/ecpublications/_pdf/workshop/2007/Data_assimilation/Berre.pdf\]\(http://old.ecmwf.int/publications/library/ecpublications/_pdf/workshop/2007/Data_assimilation/Berre.pdf\), 2007.](http://old.ecmwf.int/publications/library/ecpublications/_pdf/workshop/2007/Data_assimilation/Berre.pdf)
- Boer, G. J.: Homogeneous and isotropic turbulence on the sphere, *J. Atmos. Sci.*, 40, 154–163, doi:10.1175/1520-0469(1983)040<0154:HAITOT>2.0.CO;2, 1983.
- [Buehner, M.: Ensemble-derived stationary and flow-dependent background-error covariances: Evaluation in a quasi-operational NWP setting. *Quarterly Journal of the Royal Meteorological Society*, 131, 1013–1043, doi:10.1256/qj.04.15, 2005.](https://doi.org/10.1256/qj.04.15.2005)
- Buehner, M. and Charron, M.: Spectral and spatial localization of background-error correlations for data assimilation, *Q. J. Roy. Meteor. Soc.*, 133, 615–630, doi:10.1002/qj.50, 2007.
- Burgers, G., van Leeuwen, P. J., and Evensen, G.: Analysis scheme in the ensemble Kalman filter, *Mon. Weather Rev.*, 126, 1719–1724, 1998.
- Courtier, P., Andersson, E., Heckley, W., Vasiljevic, D., Hamrud, M., Hollingsworth, A., Rabier, F., Fisher, M., and Pailleux, J.: The ECMWF implementation of three-dimensional variational assimilation (3D-Var). I: Formulation, *Q. J. Roy. Meteor. Soc.*, 124, 1783–1807, doi:10.1002/qj.49712455002, 1998.
- Da Prato, G.: An Introduction to Infinite-Dimensional Analysis, Springer-Verlag, Berlin, doi:10.1007/3-540-29021-4, 2006.
- [Deckmyn, A. and Berre, L.: A Wavelet Approach to Representing Background Error Covariances in a Limited-Area Model. *Monthly Weather Review*, 133, 1279–1294, doi:10.1175/MWR2929.1, 2005.](https://doi.org/10.1175/MWR2929.1.2005)
- [Derber, J. and Bouttier, F.: A reformulation of the background error covariance in the ECMWF global data assimilation system. *Tellus*, 51A, 195–221, doi:10.1034/j.1600-0870.1999.t01-2-00003.x, 1999.](https://doi.org/10.1034/j.1600-0870.1999.t01-2-00003.x)
- Daubechies, I.: Ten Lectures on Wavelets, Vol. 61, CBMS-NSF Regional Conference Series in Applied Mathematics, Society for Industrial and Applied Mathematics (SIAM), Philadelphia, PA, doi:10.1137/1.9781611970104, 1992.
- Evensen, G.: Data Assimilation: The Ensemble Kalman Filter, 2nd Edn., Springer, Berlin, doi:10.1007/978-3-642-03711-5, 2009.
- [Fisher, M.: Background error covariance modelling, in: Proceedings of the ECMWF Seminar on Recent Developments in Data Assimilation for Atmosphere and Ocean, pp. 45–63, ECMWF, Reading, UK, 2003.](https://doi.org/10.1007/978-3-642-03711-5)

- [Fisher, M. and Andersson, E.: Developments in 4D-Var and Kalman Filtering, ECMWF Technical Memorandum 347, available at http://www.ecmwf.int/publications/library/ecpublications/_pdf/tm/301-400/tm347.pdf, retrieved November 2013, 2001.](http://www.ecmwf.int/publications/library/ecpublications/_pdf/tm/301-400/tm347.pdf)
- Furrer, R. and Bengtsson, T.: Estimation of high-dimensional prior and posterior covariance matrices in Kalman filter variants, *J. Multivariate Anal.*, 98, 227–255, doi:10.1016/j.jmva.2006.08.003, 2007.
- Gaspari, G. and Cohn, S. E.: Construction of correlation functions in two and three dimensions, *Q. J. Roy. Meteor. Soc.*, 125, 723–757, doi:10.1002/qj.49712555417, 1999.
- [Hamill, T. M. and Snyder, C.: A Hybrid Ensemble Kalman Filter–3D Variational Analysis Scheme, *Monthly Weather Review*, 128, 2905–2919, doi:10.1175/1520-0493\(2000\)128<2905:AHEKFV>2.0.CO;2, 2000.](https://doi.org/10.1175/1520-0493(2000)128<2905:AHEKFV>2.0.CO;2)
- Hunt, B. R., Kostelich, E. J., and Szunyogh, I.: Efficient data assimilation for spatiotemporal chaos: a local ensemble transform Kalman filter, *Physica D*, 230, 112–126, doi:10.1016/j.physd.2006.11.008, 2007.
- [Isserlis, L.: On a Formula for the Product-Moment Coefficient of any Order of a Normal Frequency Distribution in any Number of Variables, *Biometrika*, 12, 134–139, http://www.jstor.org/stable/2331932, 1918.](http://www.jstor.org/stable/2331932)
- Kalman, R. E.: A new approach to linear filtering and prediction problems, *J. Basic Eng.-T. ASME*, 82, 35–45, doi:10.1115/1.3662552, 1960.
- Kalnay, E.: *Atmospheric Modeling, Data Assimilation and Predictability*, Cambridge University Press, 2003.
- Kelly, D. T. B., Law, K. J. H., and Stuart, A. M.: Well-posedness and accuracy of the ensemble Kalman filter in discrete and continuous time, *Nonlinearity*, 27, 2579–2603, doi:10.1088/0951-7715/27/10/2579, 2014.
- [Kepert, J. D.: Covariance localisation and balance in an Ensemble Kalman Filter, *Quarterly Journal of the Royal Meteorological Society*, 135, 1157–1176, doi:10.1002/qj.443, 2009.](https://doi.org/10.1002/qj.443)
- Kwiatkowski, E. and Mandel, J.: Convergence of the square root ensemble Kalman filter in the large ensemble limit, *SIAM/ASA J. Uncertainty Quantification*, 3, 1–17, doi:10.1137/140965363, 2015.
- Lahoz, W., Khattatov, B., and Menard, R. (Eds.): *Data Assimilation: Making Sense of Observations*, Springer, Berlin, doi:10.1007/978-3-540-74703-1, 2010.
- Le Gland, F., Monbet, V., and Tran, V.-D.: Large sample asymptotics for the ensemble Kalman filter, in: *The Oxford Handbook of Nonlinear Filtering*, edited by Crisan, D. and Rozovskiĭ, B., Oxford University Press, 598–631, 2011.
- Lorenz, E. N.: Predictability – a problem partly solved, in: *Predictability of Weather and Climate*, edited by Palmer, T. and Hagedorn, R., Cambridge University Press, 40–58, 2006.
- [Lorenz, E. N. and Emanuel, K. A.: Optimal Sites for Supplementary Weather Observations: Simulation with a Small Model, *Journal of the Atmospheric Sciences*, 55, 399–414, doi:10.1175/1520-0469\(1998\)055<0399:OSFSWO>2.0.CO;2, 1998.](https://doi.org/10.1175/1520-0469(1998)055<0399:OSFSWO>2.0.CO;2)
- [Mallat, S.: *A wavelet tour of signal processing*, Academic Press, Inc., San Diego, CA, 1998.](https://doi.org/10.1002/97811181332441_0089)
- Mandel, J., Beezley, J., Cobb, L., and Krishnamurthy, A.: Data driven computing by the morphing fast Fourier transform ensemble Kalman filter in epidemic spread simulations, *Procedia Computer Science*, 1, 1215–1223, doi:10.1016/j.procs.2010.04.136, 2010a.
- Mandel, J., Beezley, J. D., and Kondratenko, V. Y.: Fast Fourier transform ensemble Kalman filter with application to a coupled atmosphere-wildland fire model, in: *Computational Intelligence in Business and Economics*, Proceedings of MS'10, Barcelona, edited by: Gil-Lafuente, A. M. and Merigo, J. M., World Scientific, 777–784, doi:10.1142/9789814324441_0089, 2010b.

- Mandel, J., Cobb, L., and Beezley, J. D.: On the convergence of the ensemble Kalman filter, *Appl. Math.-Czech*, 56, 533–541, doi:10.1007/s10492-011-0031-2, 2011.
- [Ménétrier, B., Montmerle, T., Michel, Y., and Berre, L.: Linear Filtering of Sample Covariances for Ensemble-Based Data Assimilation. Part I: Optimality Criteria and Application to Variance Filtering and Covariance Localization, *Monthly Weather Review*, doi:10.1175/MWR-D-14-00157.1, 2015.](#)
- [Michel, Y.: Estimating deformations of random processes for correlation modelling in a limited area model, *Quarterly Journal of the Royal Meteorological Society*, 139, 534–547, doi:10.1002/qj.1978, http://dx.doi.org/10.1002/qj.1978, 2013.](#)
- Moler, C.: Experiments with MATLAB, available at: <http://www.mathworks.com/moler/exm> (last access: December 2014), 2011.
- Pannekoucke, O., Berre, L., and Desroziers, G.: Filtering properties of wavelets for local background-error correlations, *Q. J. Roy. Meteor. Soc.*, 133, 363–379, doi:10.1002/qj.33, 2007.
- [Pannekoucke, O.: Modélisation des structures locales de covariance des erreurs de prévision à l'aide des ondelettes, Ph.D. thesis, Université Paul Sabatier-Toulouse III, https://tel.archives-ouvertes.fr/tel-00285515/document, 2008.](#)
- [Pannekoucke, O.: Heterogeneous Correlation Modeling Based on the Wavelet Diagonal Assumption and on the Diffusion Operator, *Monthly Weather Review*, 137, 2995–3012, doi:10.1175/2009MWR2783.1, 2009.](#)
- [Pannekoucke, O. and Massart, S.: Estimation of the local diffusion tensor and normalization for heterogeneous correlation modelling using a diffusion equation, *Quarterly Journal of the Royal Meteorological Society*, 134, 1425–1438, doi:10.1002/qj.288, http://dx.doi.org/10.1002/qj.288, 2008.](#)
- [Pannekoucke, O., Emili, E., and Thual, O.: Modelling of local length-scale dynamics and isotropizing deformations, *Quarterly Journal of the Royal Meteorological Society*, 140, 1387–1398, doi:10.1002/qj.2204, 2014.](#)
- Parrish, D. F. and Derber, J. C.: The National Meteorological Center's Spectral Statistical-Interpolation analysis system, *Mon. Weather Rev.*, 120, 1747–1763, doi:10.1175/1520-0493(1992)120<1747:TNMCSS>2.0.CO;2, 1992.
- [Purser, R. J., Wu, W.-S., Parrish, D. F., and Roberts, N. M.: Numerical Aspects of the Application of Recursive Filters to Variational Statistical Analysis. Part II: Spatially Inhomogeneous and Anisotropic General Covariances, *Monthly Weather Review*, 131, 1536–1548, doi:10.1175//2543.1, http://dx.doi.org/10.1175//2543.1, 2003.](#)
- [Raynaud, L. and Pannekoucke, O.: Sampling properties and spatial filtering of ensemble background-error length-scales, *Quarterly Journal of the Royal Meteorological Society*, 139, 784–794, doi:10.1002/qj.1999, 2013.](#)
- [Raynaud, L., Berre, L., and Desroziers, G.: Objective filtering of ensemble-based background-error variances, *Quarterly Journal of the Royal Meteorological Society*, 135, 1177–1199, doi:10.1002/qj.438, 2009.](#)
- Sakov, P. and Bertino, L.: Relation between two common localisation methods for the EnKF, *Computat. Geosci.*, 15, 225–237, doi:10.1007/s10596-010-9202-6, 2011.
- [Varella, H., Berre, L., and Desroziers, G.: Diagnostic and impact studies of a wavelet formulation of background-error correlations in a global model, *Quarterly Journal of the Royal Meteorological Society*, 137, 1369–1379, doi:10.1002/qj.845, 2011.](#)

Weaver, A. and Courtier, P.: Correlation modelling on the sphere using a generalized diffusion equation, Quarterly Journal of the Royal Meteorological Society, 127, 1815–1846, doi:10.1002/qj.49712757518, 2001.

Weaver, A. T., Deltel, C., Machu, E., Ricci, S., and Daget, N.: A multivariate balance operator for variational ocean data assimilation, Quarterly Journal of the Royal Meteorological Society, 131, 3605–3625, doi:10.1256/qj.05.119, 2005.

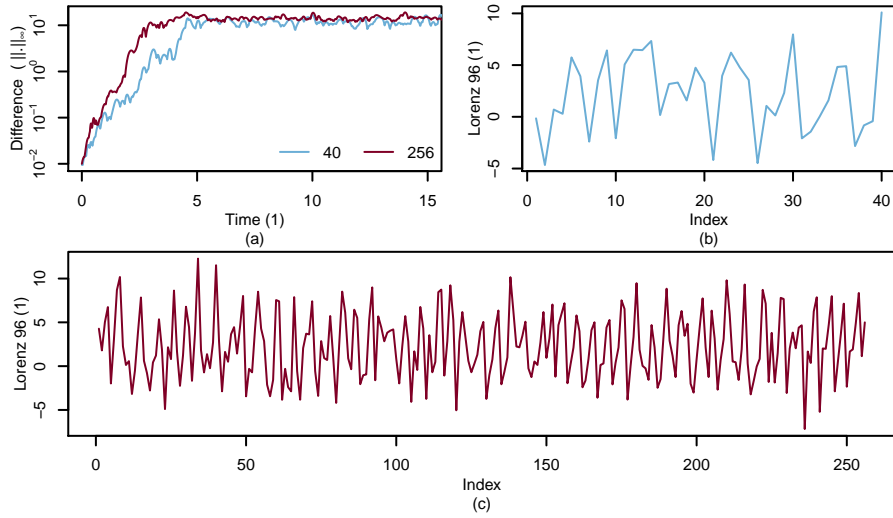


Figure 1. (a) Growth of the difference in the maximum norm $\|\cdot\|_\infty$ of two initially close solutions of the Lorenz 96 model. The initial states differ by white noise with variance 10^{-4} . The growth of the difference is shown for the state dimensions of 40 and for the state dimension 256. (b) A solution of the Lorenz 96 model with state dimension 40 after 50 time units. (c) A solution of the Lorenz 96 model with state dimension 256 after 50 time units.

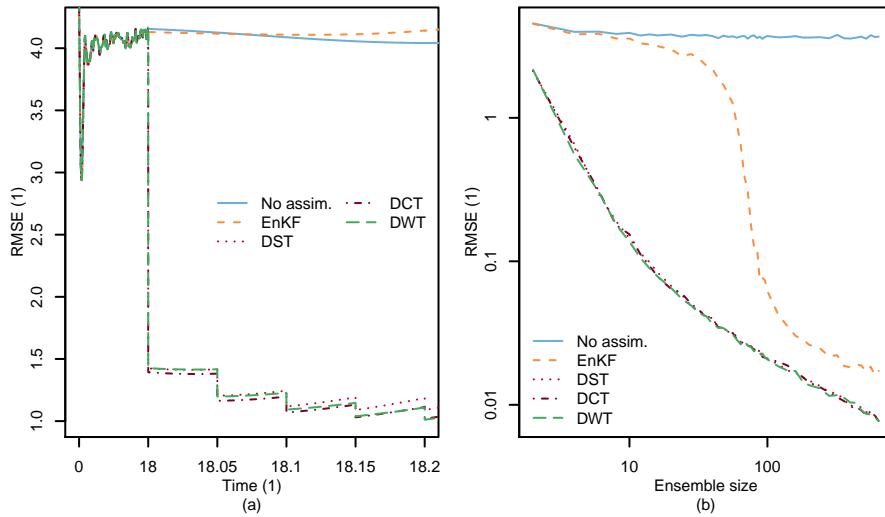


Figure 2. Mean RMSE from 10 realizations for the Lorenz 96 problem, the whole state observed, (a) increasing analysis cycles with ensemble size 4, state dimension 256, (b) increasing ensemble size, analysis cycle 1, state dimension 64.

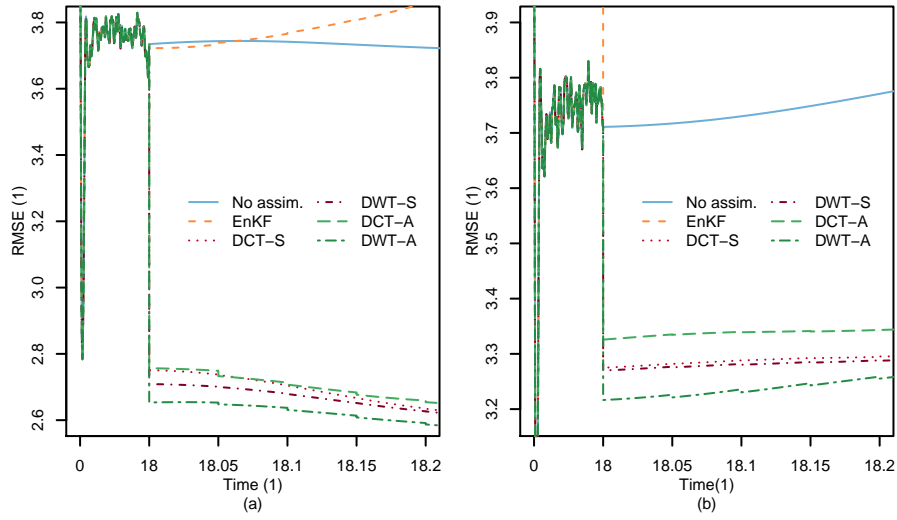


Figure 3. Mean RMSE from 10 realizations for the Lorenz 96 problem, ensemble size 16, state dimension 256. (a) first 128 points observed, (b) first 64 points observed.

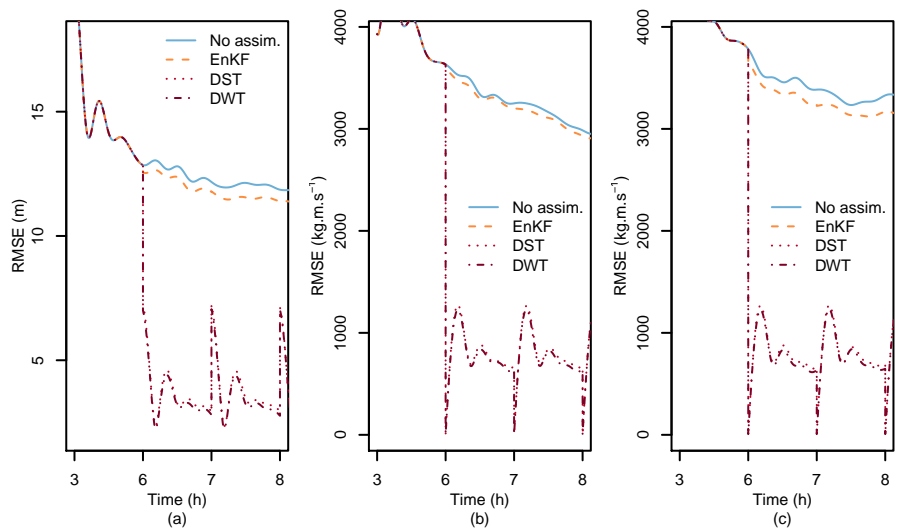


Figure 4. RMSE of ensemble mean of one realization of three assimilation cycles. Full state was observed. The length of assimilation cycle 60 ~~minutes~~, ensemble size 20. (a) water height (b) ~~momentum-velocity~~ in the x direction (c) ~~momentum-velocity~~ in the y direction.

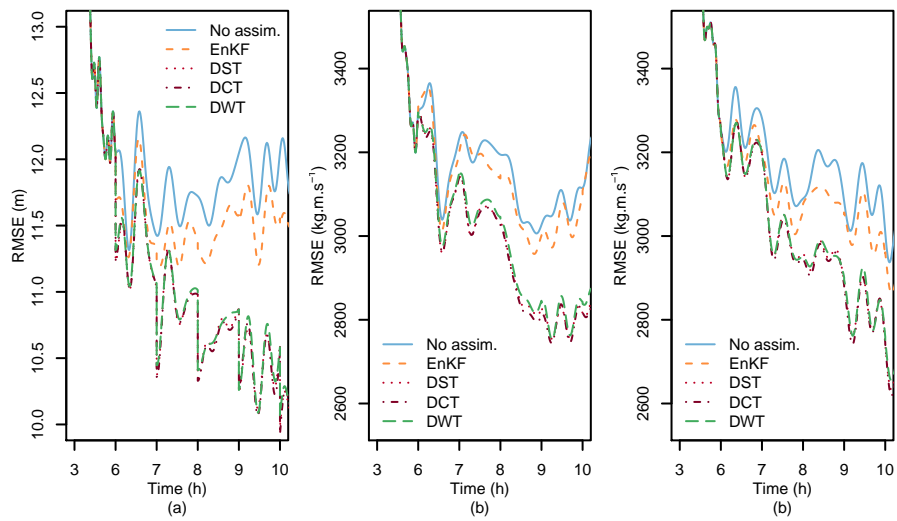


Figure 5. Mean RMSE of ensemble mean from 5 independent repetitions. Ensemble size 20, only water height observed. (a) water height (b) momentum-velocity in the x direction (c) momentum-velocity in the y direction.